

LEGACY FORWARD

Annual Report Fiscal Year 2018: (July 1, 2017–June 30, 2018)



The Center for
Research
Libraries

GLOBAL
RESOURCES
NETWORK








The Center for Research Libraries (CRL)
is a member-governed, nonprofit consortium of universities,
colleges, and independent research libraries.

MISSION

*The Center for Research Libraries supports advanced
research and teaching in the humanities, sciences, and
social sciences by ensuring the survival and availability of
primary source materials vital to those activities.*

CONTENTS

| | | |
|---|---|----|
| | MISSION STATEMENT | 2 |
| | MESSAGE FROM THE CHAIR. | 4 |
| | MESSAGE FROM THE PRESIDENT | 5 |
|  | CRL BY THE NUMBERS | 6 |
|  | FY18 ANNUAL REPORT NARRATIVE | 8 |
| | 1. IDENTIFYING AND PRESERVING CRITICAL SOURCE MATERIALS. | 8 |
| | <i>The Impact of CRL: Unique Arab Diaspora Materials Saved for Future Scholars.</i> | 10 |
| | 2. EXPANDING ACCESS TO RESEARCH MATERIALS. | 11 |
| | <i>The Impact of CRL: Insights on Israeli Palestinians from a Rare Arab-language Newspaper.</i> | 16 |
| | 3. INFORMING AND SUPPORTING LIBRARY INVESTMENT IN PRINT AND ELECTRONIC RESOURCES. | 17 |
| | <i>The Impact of CRL: Helping Libraries Deal with “Big” Data.</i> | 18 |
|  | BOARD OF DIRECTORS, OFFICERS, COMMITTEES, AND STAFF | 19 |
|  | MEMBER INSTITUTIONS FOR FY18. | 21 |
|  | INDEPENDENT AUDITOR’S REPORT | Fi |



Message from the Chair

In the decades since CRL's founding in 1949, libraries have undergone profound changes, and CRL's focus has evolved to ensure its continued relevance and ability to provide the collections, programs, and services the library community needs and relies on. As libraries have coped with increased faculty and student demands for easy access to more and more digital content, constant pressure on budgets, and the need to downsize collections in order to use library spaces differently, CRL has adapted its strategies to help its members address these challenges. The sea change that began last year has continued, and CRL has sharpened its focus. The theme CRL embraced in FY18 is "Legacy Forward," a suitable motto for the start of CRL's eighth decade.

The priorities CRL established for the past year included increased attention to CRL's role in the coordination of North American efforts to bring coherence to the development of strategies for shared print retention. Given the numerous individual libraries, consortia, and other organizations interested in shared print, CRL has acted as a convener and coordinator to provide a framework and structure to knit together the multiplicity of initiatives that have emerged in recent years.

A second priority CRL has pursued, endorsed by its membership, is a deliberate strategy to increase the amount of research

material available digitally and in full text, thereby enhancing the ability of faculty and students to do innovative work. CRL has also negotiated favorable terms for access to content, which has enabled many members to provide resources they otherwise might not have been able to afford.

As CRL looks forward to its next decade, it is well positioned to provide key resources and services for its members. And thanks to astute management and a strong market, its finances are healthy. The coming year will bring a major transition in staff with President Bernard Reilly's departure coming at the end of May 2019 and recruitment for his successor already underway. The CRL Board is committed to making this process as smooth as possible, and to ensuring continuity of strong leadership and vision for CRL's future.

Virginia Steel

University Librarian

University of California, Los Angeles



President's Report

"Legacy Forward"

2018 marks the close of CRL's seventh decade, a decade of growth and change. Ten years ago CRL was a proven framework for developing shared print and microform collections essential to academic research, and for ensuring their survival and accessibility. It was an enterprise largely supported by the library community, generating important public goods as well, like the preservation of human rights-related evidence and documentation.

CRL's seventh decade saw a significant "sea change": declining use of print and microfilm, and a steadily growing demand for digital resources. It brought the advent not only of new forms and uses of information, but an entirely new knowledge ecosystem, radically transformed by technology, economics, and politics.

CRL adapted. The organization invested in systematic digitization of its collections (page 11); learned to negotiate on behalf of its community with providers of digital resources and preservation services (page 17); and developed the capacity for independent analysis of collections and digital resources, to inform member library investment in preservation and licensing (page 17). This year two CRL venues for the sharing of expertise and best practices, the semi-annual PAN Forums and the eDesiderata Forum, continued to thrive and to build a body of knowledge about the threats to print and digital resources respectively, and to offer solutions to address those threats.

The Andrew W. Mellon Foundation supported a second year of the Global Collections Initiative (GCI), which deepened our understanding of how the world's information "supply chain" has changed, and how CRL operations can evolve to stay relevant. The Global Resources Forum and the GCI Advisory Committee meeting in May awoke us to the variety and scale of the forces that undermine the integrity and accessibility of news, statistical and financial information, government records, and other primary sources. Factors like the growing privatization of agricultural information, intrusion of national security concerns on access to geospatial data, as well as the political agendas of those who would suppress public records, are all affecting research libraries' ability to serve academic researchers. At the same time we began to consider promising new models for ensuring the longevity and accessibility of critical source materials.

Partnerships with the Linda Hall Library, LLMC, and the United States Agricultural Information Network (USAIN), as well as the many communities of interest working under the CRL umbrella (pages 11 and 8) continued to bring strength and credibility to our efforts. This year positive investment returns and new sources of revenue enabled CRL's reserve funds to grow, providing a solid foundation for new development and greater impact, carrying forward the legacy of the past seven decades.

A handwritten signature in black ink that reads "Bernard F. Reilly". The signature is fluid and cursive.

Bernard F. Reilly

President



\$1.9 million invested in *new library materials* and *digitization*



4.3 million pages digitized to support research at CRL libraries



513 titles acquired on request for researchers



112 libraries represented at *CRL webinars and forums*



100 libraries voted on *purchase proposals*



143 libraries took up *CRL electronic resource offers*

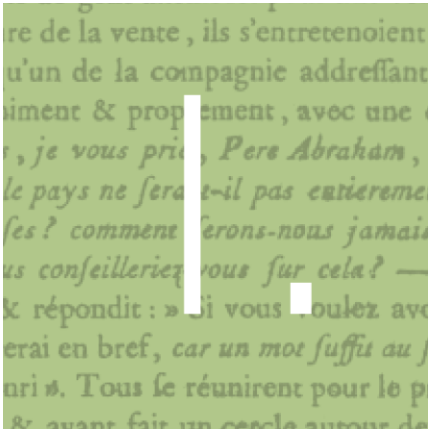


\$57,468 the mean *savings* for a library taking up a *CRL eResource offer*

Acquisitions from 79 countries in FY18:



- India (1,062 items)
- Germany (897 items)
- United States (248 items)
- Bangladesh (158 items)
- United Kingdom (158 items)
- Japan (153 items)
- Pakistan (146 items)
- France (143 items)
- Nepal (81 items)
- Indonesia (56 items)



“CRL supports the significant research going on at our liberal arts college with a wealth of material often accessible only at larger institutions. We were able to provide a faculty member digital access to the African magazine Drum, plus other titles important for his research.”

—Anne Houston, *Dean of Libraries, Lafayette College*

Identifying and Preserving Critical Source Materials

A fundamental CRL role, strongly reinforced in discussions at the 2018 Council of Voting Members meeting, is promoting the survival and long-term accessibility of primary source materials for area and international studies. Programs supported by CRL—the Middle East Materials Project (MEMP) and the other Area Materials and Global Resources projects—draw upon expertise in the community to identify and preserve important (and often at-risk) documentation from all world regions. CRL promotes cross-fertilization and operational economies of scale in these programs, which this year microfilmed and/or digitized nearly 90 titles. With financial support from CRL, many of the programs are embracing digital capture and open access to increase their impact. SAMP’s South Asia Open Archives project (SAOA), established to address the scarcity of open digital resources for South Asian studies, digitized over 100,000 pages of primary source publications illuminating the role of women at the beginning of the 20th century, colonial-era administration and trade, and the region’s domestic literature. Additionally SAMP digitized the entire 1989–93 run of the magazine *Nalupu*, a forum on caste and class politics in the Telugu-speaking regions of India.

FY18 was the second year of the Global Collections Initiative, supported by The Andrew W. Mellon Foundation, an effort to expand access to primary documentation and data from the Global South. The initial two-year phase focuses on Latin America, the Caribbean, and related diaspora communities. CRL is engaging institutions in Germany, the United Kingdom, and Latin America with three goals: creating a critical mass of digital resources for the study of developing regions; identifying shared priorities for collective dealings with publishers and other sources of key documentation from those regions; and assessing current strategies and practices for preserving born-digital source materials. In May the Initiative’s advisory board convened to review achievements to date. The discussions provided new understanding of the threats to scholarly access to documents and data from the Global South, and endorsed CRL’s proposed strategies to address those threats—aggressive investment in the digitization of collections, constructive engagement of commercial providers, and direct support for community archives efforts.

Materials Preserved by CRL-Supported Collaborative Programs

Africa

CAMP microfilmed the following newspapers:

Ethiopia

The Reporter (1996–2015)

Lesotho

Public Eye (1997–2014)

Liberia

Front Page (2013–2014)

In Profile (2013–2014)

Insight (2013–2014)

New Dawn (2013–2014)

New Republic (2013–2014)

Public Agenda (2013–2014)

Malawi

The Nation (2014–2015)

Nigeria

Vanguard (2016)

Senegal

Le Soleil (1972–2004)

Sud quotidien (1993–2004, 2011–2013)

Wal fadjri (1986–2004)

Tanzania

Uhuru (2008, 2013)

Latin America

LAMP microfilmed the following newspaper:

Mexico

Diario de Juarez (2012–2013)

The Middle East and diaspora

MEMP microfilmed (or digitized where noted) the following newspapers:

Algeria

El-Moudjahid (1963–1964)

Iraq

Badr (2004–2009)

Basa'ir (2004–2006)

Dar al-Salam (2003–2009)

Nahdah (2003–2005)

Al-Siyadah (2004–2006)

Japan

Filistin Biladi (1979–1983)

Morocco

Khbar Bladna (2002–2006)—digitized

Poland

Awedis (2015–2016)

UK

Al-Quds al-Arabi (2016–2017)

U.S.

Bayrūt taymz = *Beirut Times* (2013–2015)

USA Turkish Times (2005–2006)—digitized

South Asia

SAMP digitized the following newspapers:

India

Akastiyaṅ (1921–2923)

Akastiyaṅ: mātāntara citta vaittiyat Tamilpattirikai (1944–1947)

Āmukha (1965–2004)

Amutu (1952–1961)

Ārōkkiya mārkkam (1962–1968)

Ārōkkiya tīpikai (1924–1938)

Ārōkkiyamum cicuviṅ cukavālvum (1923)

Āyulvētam (1923–1924)

Āyurvēta jīvarakṣakam (1932–1938)

Krānti (1978–1998)

Nalupu (1989–1993)

The South Asia Open Archives (SAOA) digitized:

Bhikṣariyā-yuge Bāṅgālā-sāhitya Hārāṅacandra Rakshita praṇīta = *The history & gradual development of Bengali literature in the Victorian era* (1911)

The Indian ladies' magazine (1902–1917)

Kāki-mā grāhashta upanyāsa (1909)

Marāṭhī vaṅmayācā abhyāsa (1921)

Mātar maṅōrañciṅi (1899–1917)

Our Indian magazine (1899)

Peṅ kalvi: the female education (1911–1918)

Report on the administration of the Baroda State (1881/82)

Reports from the Presidency of Bombay, including:

Bombay commerce reports (1852/53, 1854–1867); *Trade and navigation* (1876–1879); *General report on the administration* (1873–1876); *Rail and road-borne trade exclusive of Sind* (1887–1902); *External land trade and rail-borne trade exclusive of Sind* (1881–1887); *Rail-borne trade* (1902–1919); *Sea borne trade and customs administration excluding Sind* (1903–1922); *Sea-borne trade* (1940–41, 1947, 1949); *Sea and air-borne trade* (1950–1952);

Report of the Ladies' Society for Native Female Education in Calcutta (1883)

Sambādapatre sekālera kathā Brajendranātha Bandyopādhyāya saṅkalita o sampādita (1932)

Vaktṛtva śāstra Keśava Sītārāma Ṭhākare (1918)

The young women of India (1900)

The young women of India and Ceylon (1916)

Southeast Asia

SEAM microfilmed the following newspapers:

Indonesia

Harian Indonesia (2001–2002)

Harian Umum Perdamaian (2000–2002)

Laskar Jihad (2001–2002)

Xin bao (1957–1960)

Slavic and Eastern Europe

SEEMP microfilmed the following newspapers:

Kazakhstan

Almaty Aqshamy (1999–2001)

Panorama (1994–1996, 2000–2007)

Qazaq Adebieti (2002–2010)

Qazaqstan zaman (2002–2010)

Shipater (1997)

Sovety Qazaqstana (1995)

Turkistan (1997–2010)

Vesti Qazaqstana (1995)

Zhas alash (1997–2010)

Zhas Qazaq (2005–2010)

Kyrgyzstan

Molodezhnaia gazeta (1991–1992)

Uzbekistan

Birlik edinstvo (1996–1998)

Hurriyat (1997–1998, 2001, 2005–2009)

Khalq suzi (1992–1994, 1996–1998)

Molodezh Uzbekistana (1989–1994)

Uchitel Uzbekistana (1996–2002)

United States

TRAIL digitized technical reports from:

U.S. Air Force Cambridge Research Lab

U.S. Department of Energy, Office of Nuclear Waste Isolation

U.S. Naval Aerospace Medical Research Labs

MONTHLY MAGAZINE FILASTIN BILADI



「フィラスティン・ビラーデ」
第1巻第5号(1980年2月号)付録

編集・発行

パレスチナ解放機構駐日代表事務所
東京都目黒区青葉台1-4-8
電話 03-463-2840

Edited & Published by PLO Office Japan
1-4-8 Aobadai, Meguro-ku, Tokyo, Japan 153
TEL : 03(463)2840 TELEX : J27524 FATHI

アラフ
あること
いるのは
らの統制
アラフ
している
独立・進
のイスラ
本的な考
と語った
アト議長
始を記念
今年は
ーパレ
アラフ

THE IMPACT OF CRL: Unique Arab Diaspora Materials Saved for Future Scholars

The Middle East Materials Project (MEMP), based at CRL, continues to identify, reformat for preservation, and promote access to rare and distinctive documentation for researchers. In FY18 MEMP brought together Arabic literature from diaspora communities in non-Arab countries, including the UK, Japan, the U.S., and Poland.

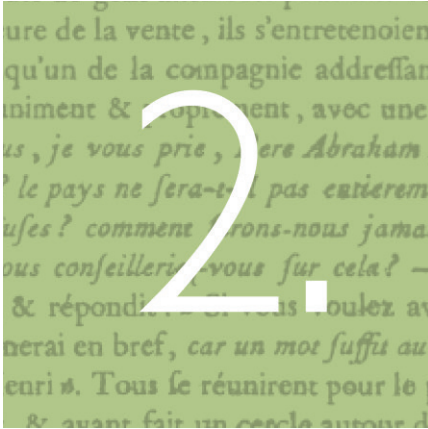
MEMP has preserved on microfilm issues of the pan-Arab daily newspaper *Al-Quds al-Arabi*, published in London by Palestinian expatriates and distributed in Europe, the Middle East, North Africa, and North America. The paper's founder Abdel Bari Atwan (born in a refugee camp in Gaza Strip) served as editor-and-chief from its start in 1989 through 2013, the period captured on microfilm. The paper's motto is "Daily, Political, Independent"; it is a vocal advocate for the cause of Palestinian rights.

MEMP also microfilmed the Japanese-language magazine *Filastin Biladi*, published by the Tokyo office of the Palestine Liberation Organization (PLO) between 1979 and 1983. It included translated articles by Palestinian writers and original articles by Japanese leftist intellectuals. According to Guy Burak, Middle Eastern & Islamic Studies librarian at New York University, "*Filastin Biladi* will be of interest to scholars of the PLO's international outreach, and the relations between the Japanese left and the Palestinian struggle."

Other diaspora titles MEMP preserved in FY18 are *Awedis* (2015-16) from Poland, and from the U.S. the *Beirut Times* (2013-15) and *USA Turkish Times* (2005-6), which was digitized.

Since 1987 MEMP has acquired more than 100 newspaper titles in Arabic, Turkish, and English, including an extensive collection of Sudanese and Turkish papers. Besides Arab countries, MEMP addresses related geopolitical areas not covered by the other cooperative materials projects under the CRL administrative umbrella.

Filastin Biladi, April 1980. Monthly publication issued by Tokyo office of the Palestine Liberation Organization (PLO).



“Our users request articles [from Linda Hall via CRL] across a wide spectrum of disciplines, supplementing our own comprehensive collections . . . requests are filled efficiently via RapidILL; turnaround time is impressive.”

—Janet Bishop, *AUL for Content & Collections, University of Minnesota Libraries–Twin Cities*

Expanding Access to Research Materials

INTERLIBRARY LOAN AND ELECTRONIC DELIVERY

CRL digitized materials in response to 1,500 interlibrary loan requests. The number of items supplied digitally continued to dramatically exceed the number of physical items loaned (53,698 items were scanned, more than twice the number of physical items sent). Filled borrowing requests continued to decline overall, following a national trend (26,970 requests filled in FY18 vs. 32,829 in FY17). The top four users of CRL collections were Harvard University, the University of Chicago, the University of Notre Dame, and the University of Michigan. The Linda Hall Library of Science, Engineering and Technology provided document delivery of 9,140 articles from its more than 40,000 STE serial titles to CRL members. Heaviest use of this service was by the University of Minnesota-Twin Cities (for the second year in a row), the University of Wisconsin-Madison, Illinois Institute of Technology, and the University of Tennessee. CRL’s partnership with Linda Hall Library also commits to the ongoing digitization of historical titles in the sciences, adding over 87,000 pages in FY18.

DIGITIZATION OF COLLECTIONS

Strategic digitization of materials from CRL’s own collections—and those of partners—generated over 3 million pages of newly accessible online materials. That number includes materials digitized for a subscription resource—the second module of historical African newspapers in the *World Newspaper Archive* series—as well as extensive digital content accessible to all member libraries:

LLMC-Digital

CRL’s Global Resources Law Partnership with LLMC supports digitization and

archiving of historical legal publications prioritized by CRL. This year marked the completion of a six-year project to digitize CRL’s entire holdings of legislative journals from the 50 U.S. states. All 8,000 volumes are now accessible to all CRL members in the LLMC-Digital database, and will become available on CRL servers as well. Other materials digitized this year included extensive primary legal documentation from Latin America, Africa, South Asia, and Eastern Europe. In total the partnership added over 1.3 million pages to the LLMC-Digital database in FY18.

Project Ceres

CRL’s partnership with the United States Agriculture Information Network (USAIN) continued to support the preservation and digitization of historical serials in the field of agriculture. Awards have totaled nearly \$275,000 over seven years. In 2018 funding went to two institutions for digitizing and local retention of agricultural extension and experiment station publications. CRL ingested nearly 75,000 pages of Project Ceres content into its Digital Delivery System.

TRAIL

This collaborative effort among over 40 universities, colleges, and individual members, supported administratively by CRL, scanned over 535,000 pages of technical publications produced by various U.S. government agencies.

At the close of the fiscal year, CRL was hosting nearly 16 million pages on its DDS (digital delivery system) servers, representing over 27,000 titles. This includes files ingested from the partnerships described above. The aggregated digital content generated from CRL collections

and related materials to date—hosted either by CRL or by partners—totaled 40 million pages.

COOPERATIVE COLLECTION DEVELOPMENT

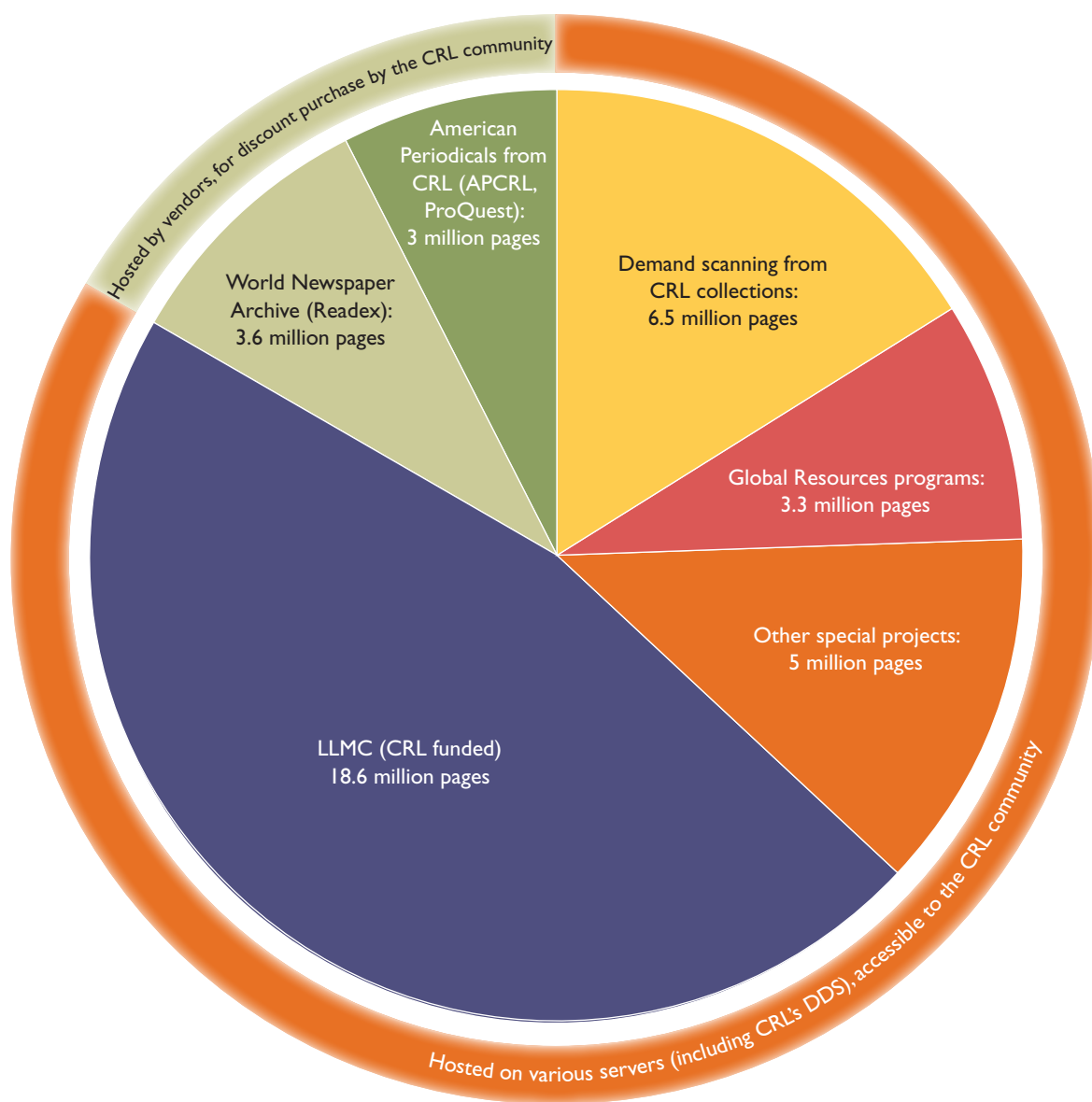
Member institutions voted to approve CRL acquisition of over \$100,000 worth of microform and reprint collections through the Purchase Proposal Program. Collections to be acquired include historical materials on censorship in Tsarist Russia, early Russian mass media, West Indies slavery tracts, and an early 20th-century Syrian newspaper.

WEBINARS

Quarterly webinars provided updates on current CRL initiatives in the areas of shared print, collections digitization, and licensing. Particular topics in FY18 included: status reports on the NEH grant for mining serials preservation data; recently digitized Latin American and Caribbean content; collaborative news digitization efforts; and CRL's upgraded digital delivery system.

CRL Digital Collections at a Glance

40 Million Pages Total at Close of FY18



Facsimiles and Microforms Approved for Acquisition, FY18

Voting member libraries may nominate and vote annually for CRL to acquire coherent collections of primary source materials that are not readily available through loan, offsetting local costs.

Cambridge Archive Editions—selections from the Near & Middle East collection
Year 1: 46 volumes \$29,123; Year 2: 47 volumes \$29,525; Year 3: 48 volumes \$30,987

Facsimile reproductions of historical reference materials from 1775–1975, largely from the National Archives of the UK. Documents are primarily in English; other languages include Arabic, French, German, and Turkish. Approved for three-year purchase.

Censorship in Tsarist Russia

342 fiche. \$3,520. Brill.

Official and semi-official Russian language publications spanning 1862–1932. Covers materials produced by the government to rationalize its regulation of the press, and guides for censors and writers.

Mass Media in Russia, 1908–1918. Part 2, The World of Penny (Kopeck) Magazines

718 fiche. \$11,980. Brill.

The “Kopeika” was the first working class daily newspaper in Russia, introduced a new stratum of news

readers. This material documents political and social developments in Russia during pivotal years.

Methodist Missionary Society Archives. Biographical Section H-2723

2,081 fiche. \$31,215. Brill.

Includes private diaries and journals from missionaries serving the West Indies, West Africa, South Africa, Central Africa, India, Ceylon, Burma, China, the South Seas, and Europe (Portugal, Gibraltar, and France). Completes CRL holdings of the H-2723 section.

Moses Maimonides, Unparalleled Editions

290 fiche. \$4,320. Brill.

Imprints from the 16th–20th century cover the full spectrum of literary output from the most influential Jewish spiritual leader of his age. Includes bilingual editions with Hebrew, Latin, Judeo-German, or French text.

Slavery tracts & pamphlets from the West India Committee Collection now at the Institute of Commonwealth Studies

Microfilm, 28 reels. \$4,624. World Microfilms.

The West India Committee, formed in 1735, initially served as a lobby group for British business interests in the Caribbean. By the early 19th century it

advocated the abolition of slavery.

Tjahaja Sijang (The Light of Day), 1869–1925

269 fiche. \$2,340. Brill.

This very rare title is one of the oldest Malay-language newspapers of the Netherlands East Indies. Founded by a Dutch missionary to foster development of the indigenous people of the Minahasa region, for five decades it was the only newspaper published in that area.

Two Publications from the Middle East

Microfilm. 81 reels for *Majallat Ala al-al-Din*. Undetermined number of reels for *Al-Lataif al-Suryah*. \$9,300. LC Field Office, Cairo.

Al-Lataif al-Suryah. *آلة لاطائف سورسلا* (1923) is one of the oldest newspapers from Syria, having been published since the French Mandate. *Majallat Ala al-al-Din* (1994–present) is a children’s comic magazine targeted for ages 14–18.

Delineating British Burma

426 fiche. \$8,010. Brill.

Documents in this collection are from the Oriental & India Office Collections of the British Library, recording the British annexation of Burma from 1827–1936. They illustrate the complex history of the area now known as Myanmar.

Total Estimated List Price: \$100,542

Project Ceres Proposals Funded for 2018–19

Projects to be completed by August 2019, with content hosted on local institutional repositories and accessible through [CRL’s catalog](#). Information on preservation of the print originals will be available through PAPR, CRL’s Print Archives Preservation Registry.

Colorado State University
Digitization of various serials titles:

Through the Leaves
Upbeet
Sugar Press
Farm and Ranch Market Journal/Western Livestock Journal
B Notes (Colorado Beekeepers Assoc.)

University of Tennessee
Digitization of Extension Special Circulars from 1925–1968 as well as:

Tennessee Farm News (1922–1988)
Tennessee Farm and Home Science (1952–1988)

Historical Legal Documentation Preserved Through the CRL-LLMC Partnership

CRL partners with LLMC (formerly the Law Library Microform Consortium) to identify, preserve, and provide digital access to important, at-risk, primary legal and government publications from the U.S. and other countries. These include national legislative, constitutional, and executive documents, as well as codes, treaties, trials, and arbitrations. LLMC also contains a growing number of documents from regional jurisdictions (counties, provinces, etc.). To date the CRL-LLMC partnership has contributed over 23,000 digitized volumes (17 million pages) of historical legal publications to the LLMC-Digital database of 64 million pages—all available to CRL libraries and their patrons at www.llmc.com

In FY18, LLMC concentrated on adding Latin American documents to the collection, in addition to publications from many other world areas. Selected titles include:

Argentina—Legislative

- 1939 Ley de Presupuesto General
- 1952 Código de Justicia Policial
- 1977 Legal System Governing Foreign Investment

Argentina—Provincial—Cordoba

- 1939 Represión del Juego
- 1923 Obras Públicas
- 1926 Procedimiento Para la Investigación Denuncia y Venta de Tierras Fiscales
- 1930 Ejercicio de la medicina, farmacia, estaciones climatericas, enfermedades infecto contagiosas

Chile—Trials

- 1837 Causa seguida al Senador Diego José Benavente
- 1840 Causa de conspiración promovida contra el Senador D. Diego J. Benevente
- 1857 Relacion Documentada de

Espulsion de un Sacristan de la Iglesia de Santiago

Cuba—Constitutional and Judicial

- 1908–12 Jurisprudencia del Tribunal Supremo de Cuba, 5v.
- 1928 La convention constituyente del articulo 115
- 1940 Constitucion de la Republica de Cuba

Ecuador—Codes

- 1938 Código Penal
- 1960 Código del Trabajo
- 1972 Código de Seguridad Social

El Salvador—Legislative

- 1954 Recopilación de leyes sobre trabajo y seguridad social
- 1979 Corporacion Financiera de Tierras Agricolas
- 1979 Ley de Arrendamiento de Tierras Agricolas

Honduras—Constitutional

- 1924 Constitución Política
- 1957 Decretos de la Asamblea Nacional Constituyente
- 1965 Constitución

Mexico—State—Michoacan

- 1924 Código Penal
- 1931 Ley de Hacienda del Estado
- 1932 Ley Reglamentaria de Educación Pública

Mexico—State—Nuevo León

- 1903 Denuncios, Medidas, y Mercedes de Tierras y Aguas
- 1912 Reglamento Para el Cobro de Los Servicios de Agua y Denaje
- 1916 Ley de divorcio
- 1919 Ley de Educacion Primaria
- 1929 Ley de Impuestos Sobre el Comercio y la Industria

Nicaragua—Legislative

- 1857–81 Decretos y Acuerdoes Gubernativos
- 1859 Decretos y acuerdes de Presidente Don Tomas Martínez, 4v.

Peru—Legislative

- 1967 Legislación completa sobra inquilinato
- 1974 Ley de Empresas de Propiedad Social
- 1974 Reglamentación de la Ley General de Minería

Uruguay—Codes

- 1920 Código de Comercio
- 1946 Reglamentación del Código de Legislación Aeronautica
- 1978 Código rural
- 1980 Código del proceso penal

Malaysia—Judicial and Legislative

- 1946 Malayan Union, Ordinances Passed
- 1947 Law Reports of the Malayan Union
- 1950–1952 Malayan Law Reports

Sri Lanka (formerly Ceylon)—Judicial

- 1878–91 Supreme Court Circular
- 1914 Digest of Ceylon Cases Reported During the Years 1820–1914
- 1949 Digest of Ceylon Cases
- 1962 Muslim Marriage and Divorce Law Reports

صرخة نأمل ان تكون في واد

بالاهتمام من قبل اولياء الامور اصحاب الضمان الحية بوزارة الصحة العامة.
نحن المواطنون العرب نرفع اصواتنا طالبا الى وزير الصحة العامة بالدولة املين ان لا تكون صرخاتنا هذه في واد بل تجد اذانا صاغية من اصحاب الاختصاص فيأمرؤا بازالة هذا النقص بالسرعة الممكنة حرصاً على

واما الآن فالطبيب لا يحضر يومياً والعيادة مغلقة بصورة دائمة باستثناء الساعات القليلة المحدودة التي يحضرها الطبيب وممرضة في الايام المخصصة في الاسبوع ويكون حضورها بمد قيامها بعمل مضم شاق في العيادات الاخرى لانها مسؤولان عن ثلاث عيادات في المناطق التي يقطنها للمواطنون العرب ، اي في اللد البلدة ومحطة اللد ومدينة الرملة وينوف عدد سكان هذه المناطق الثلاث العرب عن ٢٥٠٠ نسمة . فهاهي الفائدة التي

سكان محطة اللد من المواطنين العرب يزيد تعدادهم عن خمسمائة نسمة يقترون للخدمة الطبية وللمواصلات اذ لا عيادة طبية دائمة هنا ، ولا سيارة للاسعاف فاذا وقع حادث ما مفاجيء ، لا احد السكان فلا توجد وسائل للاسعاف او لنقله لمحات الاسعاف .

كان في محطة اللد امتناء حكومة الانتداب الزائلة عيادة طبية دائمة ، يحضر اليها الطبيب الحكومي يوميا لمعالجة المرضى من السكان وخلافهم . وبعد ذهابه تبقى العيادة مفتوحة

يوسف جريس الاسم

مشاريع زراعية في اليمن

ليك سكسيس - اتجهت نية حكومة اليمن الى تنفيذ ثلاثة مشروعات لتحسين الزراعة وتمتمتها وحملها

THE IMPACT OF CRL: Insights on Israeli Palestinians from a Rare Arab-language Newspaper

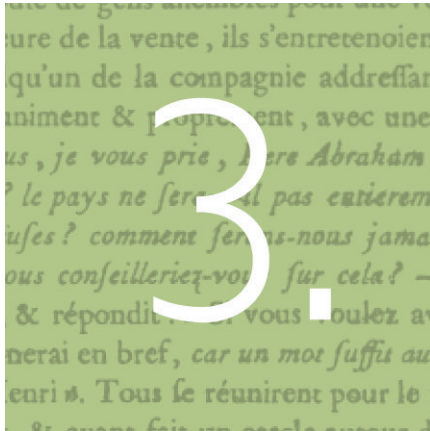
Maha Nassar, Associate Professor at the School of Middle Eastern and North African Studies at the University of Arizona, and author of *Brothers Apart: Palestinian Citizens of Israel and the Arab World* (Stanford, 2017), found a rare newspaper from CRL collections indispensable for her research. Professor Nassar first discovered CRL's rich newspaper holdings as a graduate student at the University of Chicago. For her dissertation research on the lives of Palestinian citizens of Israel in the 1950s and 1960s, CRL provided its holdings of the Arabic newspaper from Israel, *al-Yawm*, and arranged to acquire copies of additional issues.

While developing *Brothers Apart*, *al-Yawm* played an even more critical role. The only other Arabic newspaper in Israel at the time was published by the Israeli Communist Party. Letters to the editor in *al-Yawm* provided an essential alternative perspective, documenting the views of non-Communist Israeli Palestinians on local, regional, and world events.

Professor Nassar found that the two newspapers made "strikingly different arguments about how Arabs should respond to the rapid changes of the mid-20th century." She concluded that "being able to compare and contrast these views added depth and clarity to my research and made for a much more solid book." CRL's holdings will also figure in her next research project, on Palestinian women in the Israeli state during the early 1950s.

CRL holds the largest circulating collection of world newspapers.

al-Yawm, August 20, 1950, p. 4. Letter to the editor decrying lack of medical services in a small town, hoping "our screams will not be in a valley but will find receptive ears from the authorities."



“Always one of the most valuable learning experiences of my year . . . Stimulating discussions putting libraries and librarians at the forefront of scholarship, culture, and politics . . . Food for thought at my home institution . . .”

—Attendees at May 2018
Collections Forum

Informing and Supporting Library Investment in Print and Electronic Resources

PRINT

To promote sharing of information and best practices on print archiving, CRL sponsored the Print Archive Network (PAN) forums at the ALA Annual and Midwinter meetings, posting an archive of all presentations.

CRL's Print Archives Preservation Registry (PAPR) at the end of FY18 contained 215,845 records, representing 132,803 unique serial titles. Updated shared print holdings data from the Big Ten Academic Alliance, Council of Prairie and Pacific University Libraries, EAST (Eastern Academic Scholars' Trust), Western Regional Storage Trust, and JSTOR print archives maintained by CRL and Harvard, increased the PAPR database by 40% and increased the number of new (unique) titles by 35%.

CRL provides collection analysis and enhancement of print serial holdings records for individual libraries and consortia, in support of local print retention efforts. In FY18 these services were extended to EAST and to the combined archives of Scholars Trust. An initial collection analysis undertaken for EAST included 20 libraries—both CRL and non-CRL members—and resulted in 5,711 serial titles recommended for preservation.

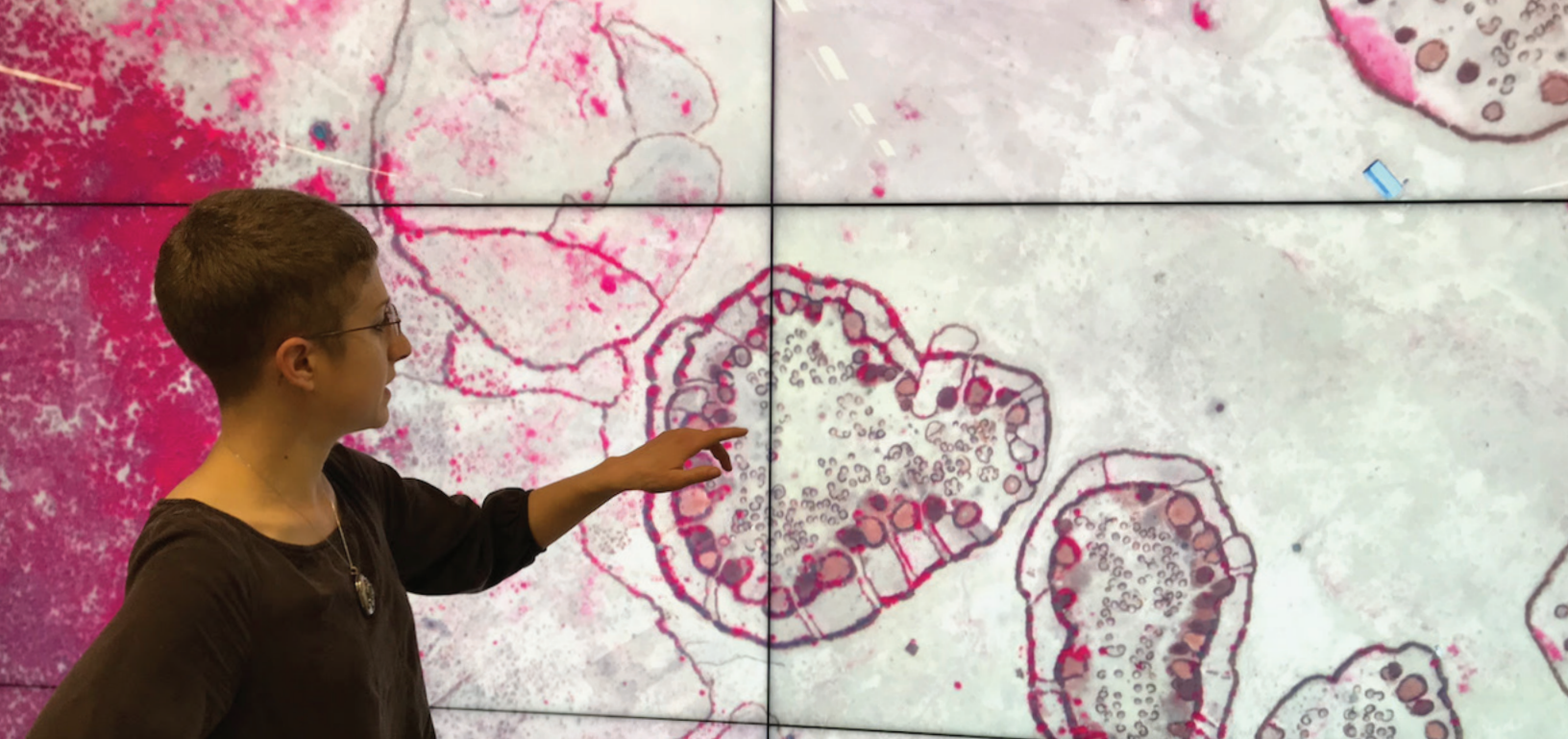
Contributing to the national shared print effort, CRL was awarded funding from the National Endowment for the Humanities (NEH) to investigate the potential to mine records of humanities preservation microfilming programs and digitization efforts. The project will evaluate the usefulness of bibliographic records, holdings information, and other documentation on an estimated 20,000 reformatted journals for preservation planning.

ELECTRONIC RESOURCES

In FY18 CRL negotiated 125 offers for member database purchases from a wide range of publishers, with a total of 714 resources taken up by 143 member libraries, or two-thirds of the membership. The estimated mean savings for libraries taking up offers was \$57,400 (ranging up to \$720,000). CRL continued to concentrate on large databases and news sources. CRL's interactive eDesiderata platform, providing database reviews, offer terms, and member comments to inform local investments, held nearly 500 entries at the close of the fiscal year.

CRL programming brings expertise and new insights to bear on the challenges of supporting humanities and social sciences research today. On October 4, 2017, CRL held the second virtual eDesiderata Forum, intended to inform decisions on local investment in major databases, datasets, and data services. These annual forums explore community interest in commercial and open access sources, illuminate market practices, and identify priorities for licensing by CRL members. The 2017 Forum, *Investing in the Persistence of News*, featured speakers from media organizations, libraries, academia, and distributors, who addressed two key areas: “The Digital News Environment and Marketplace”; and “Strategies and Models for Library Investment in News Access.”

The New Global Resources Supply Chain was the subject of the CRL Collections Forum held on May 17–18, 2018. Three sessions explored “Transformation of the Supply Chain”; “Researchers and Their Sources”; and “Emerging Library Responses.” The Forum is an annual venue for sharing ideas and expertise on collections and digital resources, particularly news, government records, and economic and geospatial data, and devising strategies for collective action by CRL and its community.



THE IMPACT OF CRL: Helping Libraries Deal with “Big” Data

The massive amounts of spatial data generated by new digital sensing technologies create enormous opportunities for researchers. It also creates vexing issues around the ownership and reproducibility of research. The scale and complexity of these data sets pose serious challenges to libraries seeking to support their acquisition and management, according to Julie Sweetkind-Singer, Head of Branner Earth Sciences Library and Map Collections at Stanford University Libraries, and a member of the National Geospatial Advisory Group (NGAC). At CRL’s 2018 Global Collections Forum, which focused on “The New Global Information Supply Chain,” she discussed some of the challenges.

Stanford School of Medicine researcher Hannah Wild with satellite imagery of nomadic settlements. Image courtesy of Stace Maples, Stanford Geospatial Center.

Sweetkind-Singer described how Stanford Libraries is supporting research efforts on a scale previously unimaginable. For instance, researchers at Stanford Medical School using commercial satellite data to map the movements of Ethiopian nomadic groups easily missed by public health services. She also observed that controls imposed by vendors and other data sources can jeopardize sustained access to vital materials through inconsistent sourcing and inappropriate licensing terms.

As more researchers rely on ever-larger geospatial and other global datasets, dealings with service providers are becoming more complex and specialized. To address these challenges for libraries, CRL developed, in consultation with experts on library licensing of data resources, “Model Licensing Terms for Global Data Resources.”

Board of Directors, Officers, and Committees, FY18

Serving at Council Meeting May 2018

BOARD OF DIRECTORS

Virginia Steel, Chair
University of California, Los Angeles

Thomas G. Burish, Secretary
University of Notre Dame

Xuemao Wang, Treasurer
University of Cincinnati

Gwen Bird
Simon Fraser University

Tyrone Heath Cannon
University of San Francisco

Barbara I. Dewey
Penn State University

James Hilton
University of Michigan

Martha Hruska
University of California, San Diego

David Marshall
University of California, Santa Barbara

Ingrid Parent
University of British Columbia

Sarah M. Pritchard
Northwestern University

Cheryl Regehr
University of Toronto

Bradley L. Schaffner
Carleton College

Lars Schoultz
University of North Carolina at Chapel Hill

Steven C. Wheatley
American Council of Learned Societies

Bernard F. Reilly, *ex officio*
Center for Research Libraries

EXECUTIVE COMMITTEE

Virginia Steel, Chair
University of California, Los Angeles

Thomas G. Burish, Vice Chair
University of Notre Dame

Bradley L. Schaffner, Secretary
Carleton College

Xuemao Wang, Treasurer
University of Cincinnati

Bernard F. Reilly, *ex officio*
Center for Research Libraries

BUDGET AND FINANCE COMMITTEE

Xuemao Wang, Chair
University of Cincinnati Libraries

Richard Clement
The University of New Mexico

Barbara I. Dewey
Penn State University

Scott Clancy
Northwestern University

Rick Schwieterman
OCLC Online Computer Library Center

Bernard F. Reilly, *ex officio*
Center for Research Libraries

NOMINATING COMMITTEE

Virginia Steel, Chair
University of California, Los Angeles

James Grossman
American Historical Association

Leslie Weir
University of Ottawa Library

Janice Welburn
Marquette University

Bernard F. Reilly, *ex officio*
Center for Research Libraries

HUMAN RESOURCES AND COMPENSATION COMMITTEE

Carolyn Henderson Allen, Chair
University of Arkansas

Theresa Byrd
San Diego University

Mary Case
University of Illinois at Chicago

John Lehner
University of Houston

Steven Smith
University of Tennessee

Bernard F. Reilly, *ex officio*
Center for Research Libraries

CRL COLLECTIONS AND SERVICES POLICY COMMITTEE

Martha Hruska, Chair
University of California, San Diego

Debra Bucher
Vassar College Libraries

Linda Teresa Di Biase
University of Washington Libraries

Jeff Kosokoff
Duke University Libraries

David Magier
Princeton University Library

Carmelita Pickett
University of Iowa

Karla Strieb
Ohio State University

Caitlin Tillman
University of Toronto

Bernard F. Reilly, *ex officio*
Center for Research Libraries

CRL EXECUTIVE AND MANAGERIAL STAFF

Bernard F. Reilly
President

Yvonne Jefferson
Assistant to the President

James Simon
Vice President of Collections and Services

Raymond Sallay
Controller

Judith Alspach
Area Studies Program Manager

Bethany Bates
Head, Stack Management

Virginia Kerr
Head, Communications and Development

Toni Kibort
*Director of Human Resources & Administrative
Services*

Patrick J. Lummen
Head, Facilities and Collection Environment

Mary Wilke
Member Liaison and Outreach Services Director

Kevin Wilks
Head, Access Services

Amy Wood
Head, Technical Services

Patricia Xia
Director of Information Systems

SENIOR ADVISOR

Ann Shumelda Okerson
CRL Advisor on Electronic Resources Strategy

Member Institutions, FY18

listed by the year they first joined CRL

1949

University of Chicago
University of Illinois at Urbana-Champaign
Indiana University
University of Iowa
University of Kansas
Michigan State University
University of Minnesota
Northwestern University
Purdue University

1950

University of Cincinnati
University of Notre Dame
University of Wisconsin

1951

Wayne State University

1953

Ohio State University

1957

Marquette University

1959

University of Kentucky

1962

University of Missouri

1963

University of Toronto

1967

University of British Columbia
University of California, Los Angeles
Cornell University
Harvard University
Iowa State University
Loyola University of Chicago
University of Pittsburgh
Princeton University
University of Rochester
University of Utah

1968

Arizona State University
Kent State University
Washington University in St. Louis
Western Michigan University

1969

University of California, Santa Barbara
Carleton University

Northern Illinois University
Ohio University

1970

Florida Atlantic University
University of Illinois at Chicago
University of Michigan
Rutgers, The State University of New Jersey
Temple University
Texas A & M University

1971

Columbia University
University of Tennessee

1972

University of Arkansas

1973

Binghamton University
Chicago State University
University of Denver
Florida State University
University of Houston
Kansas State University
University of Massachusetts, Boston
McGill University
University of New Mexico
New York Public Library
University of Pennsylvania
Yale University

1974

University of Florida
Lake Forest College
University of Oregon

1975

Vanderbilt University

1976

University of Akron
University of Colorado
University of Delaware
University of Georgia
United States Environmental Protection
Agency

1977

University of Arizona
Arkansas State University
DePaul University
University of North Carolina
University of South Carolina
Stony Brook University

University of Texas at Austin
Tulane University
University of Virginia

1978

Colby College
University of Massachusetts, Amherst
Middlebury College
University of Oklahoma
University of Vermont
University of Washington

1979

University of California, Berkeley
University of California, Davis
University of California, Irvine
University of California, Riverside
University of California, San Diego
University of California, Santa Cruz

1980

Carnegie Mellon University
Florida International University
Miami University of Ohio

1983

Brigham Young University
National Humanities Center
North Carolina State University
York University

1985

Oregon State University
Valparaiso University
University of Western Ontario

1987

Case Western Reserve University

1989

College of William & Mary
University of Southern California

1990

University of Alabama

1991

University of Maryland, College Park
Virginia Tech

1993

University of Alberta
Bowling Green State University
University of Dayton
Duke University

1994

The Claremont Colleges
Emory University
George Mason University

1996

Kenyon College
New York University
University of Ottawa

1998

University of Calgary
Paul H. Nitze School of Advanced
International Studies at Johns Hopkins
University

1999

Ashland University
Oberlin College
Pennsylvania State University
Texas Tech University
University of Texas at San Antonio

2000

University of Victoria

2005

Carleton College
Colorado College
Georgia State University
Grinnell College
Knox College
Monmouth College

2006

University of Connecticut
University of Manitoba
University of South Florida

2008

Brock University
Canisius College
Colgate University
Dartmouth College
Lakehead University
Le Moyne College
Queen's University
Rhodes State College
University of Saskatchewan
Siena College
Simon Fraser University
Saint Lawrence University
Trent University

Vassar College
Wilfrid Laurier University

2009

Adler School of Professional Psychology
Benedictine University
Hope College
The Newberry Library
The School of the Art Institute of Chicago

2010

Illinois Wesleyan University
Millikin University

2011

Carroll College
University of Central Florida
Georgia Southern University
University of North Florida
Olivet Nazarene University
University of the South
Williams College

2012

Baruch College—CUNY
Baylor University
University of California, Merced
College of Staten Island—CUNY
Graduate Center—CUNY
Mississippi State University
Norwich University
West Virginia University

2013

Bard College
Boston College
Carthage College
Kennesaw State University
University of Nebraska—Lincoln
Northeastern University
Union College

2014

University of Lethbridge
Luther College
Mount Holyoke
Occidental College
Saint Olaf
University of San Francisco
Smith College
Stanford University
Trinity University

2015

Amherst College
California Polytechnic State University
Hampshire College
High Point University
Illinois College of Optometry
University of Miami
National Agricultural Library
Pepperdine University
Rollins College
University of San Diego
Southern Methodist University

2016

Columbia College
Furman University
Hamilton University
Macalester College
The New College of Florida
North Dakota State University
United States Military Academy
Virginia Commonwealth University
University of West Florida

2017

University of Alabama at Birmingham
Beloit College
Brandeis University
University of North Texas

2018

Illinois Institute of Technology
Lafayette College
Wofford College

GLOBAL AFFILIATES**2006**

University of Hong Kong

2015

Max Planck Institute for Human
Development
Nalanda University

2016

American University of Beirut

2018

East Asia Department, Berlin State Library
(Staatsbibliothek zu Berlin)

AFFILIATE MEMBERS**1981**

Association of Research Libraries (ARL)

1983

Online Computer Library Center (OCLC)

Members of Global Resources Programs as of June 30, 2018

CAMP (Cooperative Africana Materials Project)

Afrika-Studiecentrum (Leiden, The Netherlands)
Ben-Gurion University of the Negev (Israel)
Bodleian Library of Commonwealth & African Studies at Rhodes House
Boston University
University of California, Berkeley
University of California, Los Angeles
University of Cambridge, African Studies Center
University of Chicago
Columbia University
Cornell University
Dartmouth College
Duke University
University of Edinburgh
Emory University
University of Florida
Harvard University
University of Illinois at Urbana-Champaign
Indiana University
University of Iowa
University of Kansas
Library of Congress
School of Oriental and African Studies, University of London
Michigan State University
University of Michigan
University of Minnesota
New York Public Library
New York University
Nordic Africa Institute
University of North Carolina
Northwestern University
University of Notre Dame
Ohio State University
Ohio University
University of Pennsylvania
Princeton University
Rutgers University
Southern Methodist University
Stanford University
Syracuse University
Temple University
University of Toronto
Vanderbilt University
University of Virginia
University of Wisconsin-Madison
Yale University

African Affiliates

University of Cape Town
Mountains of the Moon University

CIFNAL (Collaborative Initiative for French Language Collections)

University of Alberta
Brandeis University
Brigham Young University
University of British Columbia
Brown University
University of California, Berkeley
University of California, Irvine
University of California, Los Angeles
University of California, San Diego
University of California, Santa Cruz
University of Chicago
University of Colorado, Boulder
Columbia University
Cornell University
Dartmouth College
University of Denver
Duke University
Ecole Nationale Supérieure des Sciences de l'Information et des Bibliothèques
University of Florida
George Mason University
Harvard University
University of Illinois at Urbana-Champaign
Indiana University
University of Iowa
John Carter Brown Library
Johns Hopkins University
University of Kansas
University of Manitoba
University of Maryland, College Park
University of Michigan
University of Minnesota
New York Public Library
New York University
Newberry Library
University of North Carolina
Northwestern University
University of Notre Dame
University of Ottawa
Pennsylvania State University
University of Pennsylvania
Princeton University
Purdue University
Reed College

Smith College
Stanford University
University of Texas at Austin
University of Toronto
University of Utah
Vanderbilt University
University of Vermont
University of Virginia
University of Washington
University of Wisconsin
Yale University
York University

GNARP (German-North American Resources Partnership)

University of Alabama
University of Alberta
Brigham Young University
Brown University
University of California, Berkeley
University of California, Irvine
University of California, Los Angeles
University of California, San Diego
University of California, Santa Cruz
University of Chicago
University of Cincinnati
University of Colorado, Boulder
Cornell University
Dartmouth College
University of Delaware
Duke University
University of Florida
Georgetown University
Harvard University
University of Illinois at Urbana-Champaign
Indiana University
University of Iowa
Johns Hopkins University
Library of Congress
University of Manitoba
University of Maryland, College Park
University of Michigan
Michigan State University
Middlebury College
University of Minnesota
New York University
University of North Carolina
Northwestern University
University of Notre Dame
University of Pennsylvania
Pennsylvania State University

Princeton University
Rice University
Rutgers University
Stanford University
University of Toronto
University of Utah
Vanderbilt University
Washington University
University of Washington
University of Waterloo
University of Wisconsin
Yale University

German Partners

Bayerische Staatsbibliothek
Goethe-Institut, New York
Humboldt-Universität zu Berlin
Niedersächsische Staats- und
Universitätsbibliothek Göttingen
Universitätsbibliothek Tübingen
Universitäts- und Landesbibliothek Sachsen-
Anhalt, Halle

**LAMP (Latin American Materials
Project)**

Brigham Young University
Brown University
University of California, Berkeley
University of California, Irvine
University of California, Los Angeles
University of California, Riverside
University of California, San Diego
University of California, Santa Barbara
University of California, Santa Cruz
University of Chicago
Columbia University
University of Connecticut
Cornell University
Dartmouth College
Duke University
Emory University
University of Florida
Harvard University
University of Illinois at Urbana-Champaign
Indiana University
University of Iowa
University of Kansas
Library of Congress
University of Massachusetts, Amherst
University of Miami
University of Michigan

Michigan State University
University of Minnesota
University of New Mexico
New Mexico State University
New York Public Library
New York University
University of North Carolina
Northwestern University
University of Notre Dame
Ohio State University
University of Pennsylvania
University of Pittsburgh
Princeton University
Rice University
Rutgers University
University of Southern California
Stanford University
University of Texas
University of Toronto
Tulane University
Vanderbilt University
University of Virginia
University of Wisconsin
Yale University

**LARRP (Latin Americanist Research
Resources Project)**

University of Arizona
Arizona State University
Boston College
Brigham Young University
University of California, Berkeley
University of California, Los Angeles
University of California, San Diego
University of California, Santa Barbara
Columbia University
University of Connecticut
Cornell University
Dartmouth College
Duke University
Emory University
University of Florida
Florida International University
Harvard University
University of Illinois at Urbana-Champaign
Indiana University
University of Kansas
Library of Congress
University of Massachusetts, Amherst
University of Miami
University of Michigan

Michigan State University
University of Minnesota
University of New Mexico
New York University
University of North Carolina
University of Notre Dame
Ohio University
Ohio State University
University of Pennsylvania
University of Pittsburgh
Princeton University
Rice University
Rutgers University
University of South Florida
University of Southern California
Syracuse University
University of Texas
University of Toronto
Tulane University
Vanderbilt University
University of Wisconsin
Yale University

Latin American Affiliates

Biblioteca Inca
Centro de Investigaciones Regionales de
Mesoamerica
Instituto de Estudios Peruanos
Universidad de Puerto Rico, Rio Piedras
Universidad de San Andres
Universidade Federal do Rio Grande do Sul
University of the West Indies/St. Augustine

MEMP (Middle East Materials Project)

American University in Cairo
American University of Beirut
University of Arizona
Brigham Young University
Brown University
University of California, Berkeley
University of California, Los Angeles
University of California, Santa Barbara
University of Chicago
Columbia University
Cornell University
Duke University
Georgetown University
Harvard University
University of Illinois at Urbana-Champaign
Indiana University
University of Iowa

Library of Congress
McGill University
University of Michigan
Michigan State University
University of Minnesota
New York Public Library
New York University
University of North Carolina
Northwestern University
University of Notre Dame
Ohio State University
University of Pennsylvania
Princeton University
University of Southern California
Stanford University
University of Texas
University of Toronto
University of Washington
Washington University
University of Wisconsin
Yale University

SAMP (South Asia Materials Project)

University of British Columbia
Brown University
University of California, Berkeley
University of California, Los Angeles
Centre for Studies in Social Sciences,
Calcutta
University of Chicago
Columbia University
Cornell University
Duke University
Emory University
Harvard University
University of Hawaii
University of Illinois at Urbana-Champaign
Indiana University
University of Iowa
Kansas State University
Library of Congress
Madan Puraskar Pustakalaya
University of Michigan
University of Minnesota
University of Missouri
Mushfiq Khwaja Library and Research
Centre
New York Public Library
New York University
University of North Carolina
North Carolina State University
University of Notre Dame
Ohio State University

University of Pennsylvania
Princeton University
Raja Muthiah Research Library
Rutgers University
Stanford University
Syracuse University
University of Texas
University of Toronto
University of Virginia
University of Washington
Washington University
University of Wisconsin
Yale University

South Asia Open Archives (SAOA)

University of California, Berkeley
Centre for Studies in Social Sciences,
Calcutta
University of Chicago
Columbia University
Cornell University
Duke University
Emory University
Harvard University
University of Illinois at Urbana-Champaign
Indiana University
Madan Puraskar Pustakalaya
University of Michigan
University of Minnesota
Mushfiq Khwaja Library and Research
Centre
New York Public Library
New York University
University of Pennsylvania
Princeton University
Raja Muthiah Research Library
University of Texas at Austin
University of Virginia
University of Washington
University of Wisconsin
Yale University

SEAM (Southeast Asia Materials Project)

Arizona State University
University of California, Berkeley
University of California, Irvine
University of California, Los Angeles
University of California, Riverside
University of Chicago
Columbia University
Cornell University
Duke University

Harvard University
University of Hawaii
Indiana University
Leiden University
Library of Congress
School of Oriental and African Studies,
University of London
University of Michigan
University of North Carolina
Northern Illinois University
University of Notre Dame
Ohio University
University of Oregon
Princeton University
Stanford University
University of Toronto
University of Washington
University of Wisconsin
Yale University

SEEMP (Slavic and East European Materials Project)

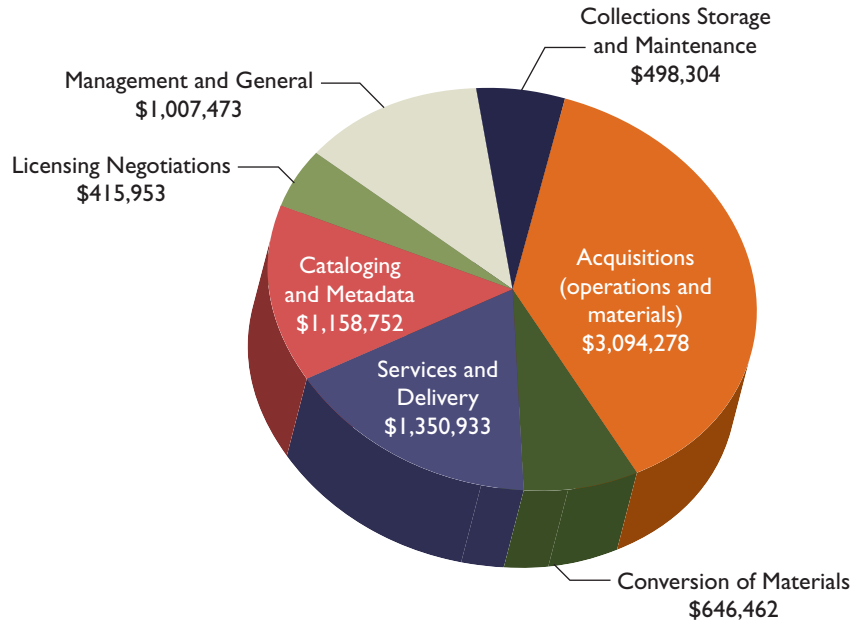
University of Arizona
Arizona State University
University of California, Berkeley
University of California, Los Angeles
University of Chicago
Columbia University
Cornell University
Duke University
University of Florida
Harvard University
University of Illinois at Urbana-Champaign
Indiana University
University of Iowa
University of Kansas
Library of Congress
University of Michigan
University of Minnesota
New York Public Library
New York University
University of North Carolina
University of Notre Dame
Ohio State University
University of Pittsburgh
Princeton University
Stanford University
University of Texas
University of Toronto
University of Washington
University of Wisconsin
Yale University

TRAIL (Technical Report Archive & Image Library)

University of Arizona
Arizona State University
University of Arkansas
Baylor University
Brigham Young University
California Institute of Technology
University of California, Berkeley
University of California, Los Angeles
University of California, San Diego
University of Cincinnati
University of Colorado, Boulder
Colorado School of Mines
Colorado State University
Georgia Institute of Technology
U.S. Government Publishing Office
Harvard University
University of Houston
University of Illinois at Urbana-Champaign
Indiana University
University of Iowa
Iowa State University
Johns Hopkins University
Kansas State University
Massachusetts Institute of Technology
University of Massachusetts, Amherst
University of Michigan
University of Nevada, Las Vegas
University of New Mexico
University of North Texas
Northwestern University
University of Notre Dame
Oklahoma State University
Oregon State University
University of Pennsylvania
Pennsylvania State University
Princeton University
Purdue University
Rice University
Stanford University
Texas A & M University
University of Texas at Austin
University of Texas at San Antonio
Texas Tech University
Utah State University
University of Washington
Washington State University
University of Wisconsin
University of Wyoming

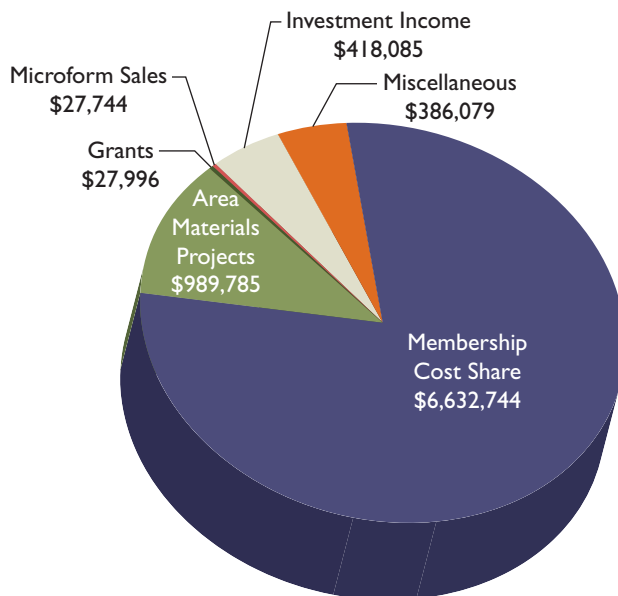
CRL Expenditures on Collections, Services, and General Operations FY18

Total = \$8,172,155



CRL Revenue FY18

Total = \$8,482,433



CENTER FOR RESEARCH LIBRARIES

FINANCIAL STATEMENTS

JUNE 30, 2018

CENTER FOR RESEARCH LIBRARIES

FINANCIAL STATEMENTS WITH SUPPLEMENTARY INFORMATION

JUNE 30, 2018 AND 2017

CONTENTS

| | |
|---|----|
| Report of Independent Auditors | 1 |
| Statements of Financial Position | 3 |
| Statements of Activities | 4 |
| Statements of Cash Flows | 5 |
| Notes to Financial Statements | 6 |
| Supplementary Information | |
| Schedule of Functional Expenses and Collection Expenditures | 17 |
| Schedule of Program Revenue and Expenses - Grants | 18 |



REPORT OF INDEPENDENT AUDITORS

To the Board of Directors of
Center for Research Libraries

Report on the Financial Statements

We have audited the accompanying financial statements of Center for Research Libraries (the Center), which comprise the statements of financial position as of June 30, 2018 and 2017, and the related statements of activities and of cash flows for the years then ended, and the related notes to the financial statements.

Management's Responsibility for the Financial Statements

Management is responsible for the preparation and fair presentation of these financial statements in accordance with accounting principles generally accepted in the United States of America; this includes the design, implementation, and maintenance of internal control relevant to the preparation and fair presentation of financial statements that are free from material misstatement, whether due to fraud or error.

Auditors' Responsibility

Our responsibility is to express an opinion on these financial statements based on our audits. We conducted our audits in accordance with auditing standards generally accepted in the United States of America. Those standards require that we plan and perform the audits to obtain reasonable assurance about whether the financial statements are free from material misstatement.

An audit involves performing procedures to obtain audit evidence about the amounts and disclosures in the financial statements. The procedures selected depend on the auditor's judgment, including the assessment of the risks of material misstatement of the financial statements, whether due to fraud or error. In making those risk assessments, the auditor considers internal control relevant to the entity's preparation and fair presentation of the financial statements in order to design audit procedures that are appropriate in the circumstances, but not for the purpose of expressing an opinion on the effectiveness of the Center's internal control. Accordingly, we express no such opinion. An audit also includes evaluating the appropriateness of accounting policies used and the reasonableness of significant accounting estimates made by the Center's management, as well as evaluating the overall presentation of the financial statements.

We believe that the audit evidence we have obtained is sufficient and appropriate to provide a basis for our audit opinion.

Opinion

In our opinion, the financial statements referred to in the first paragraph present fairly, in all material respects, the financial position of Center for Research Libraries as of June 30, 2018 and 2017, and the changes in its net assets and its cash flows for the years then ended, in accordance with accounting principles generally accepted in the United States of America.

Other Matter

Our audits were conducted for the purpose of forming an opinion on the financial statements as a whole. The accompanying supplementary information on pages 17 through 19 is presented for purposes of additional analysis and is not a required part of the financial statements. Such information is the responsibility of management and was derived from and relates directly to the underlying accounting and other records used to prepare the financial statements. The information has been subjected to the auditing procedures applied in the audits of the financial statements and certain additional procedures, including comparing and reconciling such information directly to the underlying accounting and other records used to prepare the financial statements or to the financial statements themselves, and other additional procedures in accordance with auditing standards generally accepted in the United States of America. In our opinion, the information is fairly stated in all material respects in relation to the financial statements as a whole.

Legacy Professionals LLP

Westchester, Illinois

December 7, 2018

CENTER FOR RESEARCH LIBRARIES

STATEMENTS OF FINANCIAL POSITION

JUNE 30, 2018 AND 2017

| | <u>2018</u> | <u>2017</u> |
|--|----------------------|----------------------|
| ASSETS | | |
| Cash and cash equivalents | \$ 11,846,245 | \$ 4,746,215 |
| Accounts receivable | 512,151 | 288,884 |
| Grants receivable | 281,235 | 9,047 |
| Prepaid expenses | 120,586 | 248,318 |
| Deferred financing costs | 60,724 | 69,452 |
| Investments | 8,954,636 | 8,554,452 |
| Property and equipment - net | <u>2,255,904</u> | <u>2,423,336</u> |
| Total assets | <u>\$ 24,031,481</u> | <u>\$ 16,339,704</u> |
| LIABILITIES AND NET ASSETS | | |
| LIABILITIES | | |
| Accounts payable and accrued expenses | \$ 768,233 | \$ 1,024,996 |
| Due to database vendors | 11,160,316 | 1,691,563 |
| Deferred revenue | 2,610,700 | 4,332,382 |
| Loan payable | <u>679,978</u> | <u>785,433</u> |
| Total liabilities | <u>15,219,227</u> | <u>7,834,374</u> |
| NET ASSETS | | |
| Unrestricted | | |
| Operating | 2,806,814 | 2,443,243 |
| Area Materials Projects | 3,827,657 | 3,810,450 |
| Net investment in property and equipment | <u>1,575,926</u> | <u>1,637,903</u> |
| Total | 8,210,397 | 7,891,596 |
| Temporarily restricted | <u>601,857</u> | <u>613,734</u> |
| Total net assets | <u>8,812,254</u> | <u>8,505,330</u> |
| Total liabilities and net assets | <u>\$ 24,031,481</u> | <u>\$ 16,339,704</u> |

See accompanying notes to financial statements.

CENTER FOR RESEARCH LIBRARIES

STATEMENTS OF ACTIVITIES

YEARS ENDED JUNE 30, 2018 AND 2017

| | 2018 | | 2017 | |
|---|---------------------|-------------------------------|---------------------|-------------------------------|
| | <u>Unrestricted</u> | <u>Temporarily Restricted</u> | <u>Unrestricted</u> | <u>Temporarily Restricted</u> |
| REVENUE AND OTHER SUPPORT | | | | |
| Membership cost share | \$ 6,632,744 | \$ - | \$ 6,632,744 | \$ - |
| Area Materials Projects | 989,785 | - | 989,785 | - |
| Grants | 27,996 | 253,239 | 281,235 | 699,500 |
| Cataloging revenue | 2,800 | - | 2,800 | 3,325 |
| Newspaper microfilm sales | 24,197 | - | 24,197 | - |
| Microform sales and subscriptions | 3,547 | - | 3,547 | - |
| Investment income | 418,085 | - | 418,085 | - |
| Other income | 126,686 | - | 126,686 | - |
| Net assets released from restrictions | 253,793 | (253,793) | - | (102,184) |
| Total revenue and other support | <u>8,479,633</u> | <u>(554)</u> | <u>8,479,079</u> | <u>597,316</u> |
| EXPENSES | | | | |
| Program | 6,061,601 | - | 6,061,601 | - |
| Management and general | 836,603 | - | 836,603 | - |
| Fundraising | 170,870 | - | 170,870 | - |
| Total expenses | <u>7,069,074</u> | <u>-</u> | <u>7,069,074</u> | <u>-</u> |
| CHANGE IN NET ASSETS BEFORE COLLECTION ITEMS PURCHASED AND NOT CAPITALIZED | 1,410,559 | (554) | 1,410,005 | 597,316 |
| COLLECTION ITEMS PURCHASED AND NOT CAPITALIZED | <u>1,103,081</u> | <u>-</u> | <u>1,103,081</u> | <u>-</u> |
| CHANGE IN NET ASSETS | 307,478 | (554) | 306,924 | 597,316 |
| NET ASSETS | | | | |
| Beginning of year | 7,891,596 | 613,734 | 8,505,330 | 16,418 |
| Released for capitalized equipment | 11,323 | (11,323) | - | - |
| End of year | <u>\$ 8,210,397</u> | <u>\$ 601,857</u> | <u>\$ 8,812,254</u> | <u>\$ 613,734</u> |
| | | | | <u>\$ 6,485,317</u> |
| | | | | <u>1,277,580</u> |
| | | | | <u>706,517</u> |
| | | | | <u>3,325</u> |
| | | | | <u>38,007</u> |
| | | | | <u>3,552</u> |
| | | | | <u>484,000</u> |
| | | | | <u>83,149</u> |
| | | | | <u>(102,184)</u> |
| | | | | <u>9,081,447</u> |
| | | | | <u>6,018,581</u> |
| | | | | <u>759,630</u> |
| | | | | <u>174,424</u> |
| | | | | <u>6,952,635</u> |
| | | | | <u>1,531,496</u> |
| | | | | <u>2,128,812</u> |
| | | | | <u>1,575,543</u> |
| | | | | <u>553,269</u> |
| | | | | <u>7,952,061</u> |
| | | | | <u>-</u> |
| | | | | <u>\$ 8,505,330</u> |

See accompanying notes to financial statements.

CENTER FOR RESEARCH LIBRARIES

STATEMENTS OF CASH FLOWS

YEARS ENDED JUNE 30, 2018 AND 2017

| | <u>2018</u> | <u>2017</u> |
|--|----------------------|---------------------|
| CASH FLOWS FROM OPERATING ACTIVITIES | | |
| Member cost share and non-member fees received | \$ 15,303,563 | \$ 9,503,889 |
| Grants and contributions received | 9,047 | 701,060 |
| Interest and dividends received | 176,229 | 110,951 |
| Cash paid to suppliers and employees | (6,721,652) | (7,616,250) |
| Interest paid | <u>(32,039)</u> | <u>(36,510)</u> |
| Net cash provided by operating activities | <u>8,735,148</u> | <u>2,663,140</u> |
| CASH FLOWS FROM INVESTING ACTIVITIES | | |
| Purchase of investments | (158,328) | (104,300) |
| Purchase of collections | (1,103,081) | (1,575,543) |
| Purchase of property and equipment | <u>(268,254)</u> | <u>(136,540)</u> |
| Net cash (used in) investing activities | <u>(1,529,663)</u> | <u>(1,816,383)</u> |
| CASH FLOWS FROM FINANCING ACTIVITIES | | |
| Principal payments on loan | <u>(105,455)</u> | <u>(100,985)</u> |
| NET INCREASE IN CASH AND CASH EQUIVALENTS | 7,100,030 | 745,772 |
| CASH AND CASH EQUIVALENTS | | |
| Beginning of year | <u>4,746,215</u> | <u>4,000,443</u> |
| End of year | <u>\$ 11,846,245</u> | <u>\$ 4,746,215</u> |
| RECONCILIATION OF CHANGE IN NET ASSETS TO NET CASH PROVIDED BY OPERATING ACTIVITIES | | |
| Change in net assets | \$ 306,924 | \$ 553,269 |
| Adjustments to reconcile change in net assets to net cash provided by operating activities | | |
| Collections purchased | 1,103,081 | 1,575,543 |
| Bad debt expense | - | 14,800 |
| Depreciation | 435,686 | 419,015 |
| Realized and unrealized (gain) on investments | (241,856) | (373,049) |
| Amortization of deferred financing cost | 8,728 | 8,727 |
| Changes in operating assets and liabilities | | |
| Accounts receivable | (223,267) | 436,037 |
| Grants receivable | (272,188) | (5,457) |
| Prepaid expenses | 127,732 | 21,973 |
| Accounts payable and accrued expenses | (256,763) | (641,711) |
| Due to database vendors | 9,468,753 | (192,293) |
| Deferred revenue | <u>(1,721,682)</u> | <u>846,286</u> |
| NET CASH PROVIDED BY OPERATING ACTIVITIES | \$ 8,735,148 | \$ 2,663,140 |

See accompanying notes to financial statements.

CENTER FOR RESEARCH LIBRARIES

NOTES TO FINANCIAL STATEMENTS

JUNE 30, 2018 AND 2017

NOTE 1. NATURE OF ACTIVITIES

Center for Research Libraries (the Center) is a membership consortium of institutions with significant academic and research libraries. The Center's mission is to foster and advance scholarly and scientific research through cost-effective, cooperative programs that provide reliable access through traditional and electronic means to unique and unusual collections of library materials in all appropriate formats, international in scope and comprehensive in disciplines.

A majority of the Center's revenue is derived from membership cost share assessments. Other revenue and support consist of grants and sales of materials reproduced.

The following provides a brief description of the Center's program services:

Collections Storage and Maintenance - The Center maintains active and inactive collections consisting of an estimated five million volumes or equivalents in its repository facility. These collections are in paper, microform and electronic media. Activities associated with storage and physical maintenance of the Center's film and paper collections include sorting, shelving, labeling, housing, and binding conservation work. Also included are the costs of maintaining, monitoring and improving the portion of the building dedicated to collections storage, including climate control and other functions.

Acquisitions - This program consists of activities supporting the acquisition and processing of collection materials, including surveying of members on collection needs, selection and subscription costs, ordering, transporting and receiving materials.

Conversion of Materials - The Center preserves unique and at-risk cultural and historical materials through microfilming and digital conversion. Materials are organized, analyzed, collated and shipped to and from service providers by the Center and partner organizations. Film and digital copies are produced and distributed.

Service and Delivery - The Center delivers an estimated 33 million pages of collection materials to member institutions and other clients each year. Activities include receiving and processing requests for the Center's collection materials from member libraries and clients, retrieval and preparation of materials for delivery, shipping, fulfillment of electronic document delivery requests, receipt and re-shelving of returned materials and fulfillment and processing of member purchase requests for individual items.

NOTE 1. NATURE OF ACTIVITIES (CONTINUED)

Cataloging and Metadata - This program involves production and processing of preliminary and final catalog records, finding aids for the Center's collection materials and metadata for electronic resources including those produced and/or acquired by the Center.

Area Materials Projects (AMPS) - This program involves specific support for the Area Materials Projects and other self-funded area studies projects undertaken by the Center for partner organizations. Activities include identification and procurement of materials for preservation, microfilming and digitization as well as conversion and cataloging of those materials.

Licensing - The Center identifies electronic databases and datasets of potential interest to member institutions; negotiates with their publisher and vendors terms for the subscription and purchase of those databases on behalf of the Center members; and provides to appropriate personnel at member libraries information on the value, limitations, and terms of access for those electronic resources. In some instances, the Center also invoices member libraries for their purchase/subscription to the electronic resources, and disburses funds due to the publishers/vendors.

Grants - The Center receives grants to fund preservation, cataloging, union lists, acquisitions and other activities, either independently or as a partner in cooperative projects. These grants are normally from private philanthropies or from the U.S. federal government.

NOTE 2. SUMMARY OF SIGNIFICANT ACCOUNTING POLICIES

Basis of Accounting - The Center's financial statements have been prepared on the accrual basis of accounting in accordance with generally accepted accounting principles.

Financial Statement Presentation - In order to conform with provisions of generally accepted accounting principles, the Center, as a not-for-profit entity, is required to report information regarding its financial position and activities in three classes of net assets: unrestricted, temporarily restricted, and permanently restricted. Net assets are generally reported as unrestricted unless assets are received from donors with explicit stipulations that limit the use of the asset. The Center has determined that no net assets are permanently restricted as of June 30, 2018 and 2017. Voluntary resolutions by the Board of Directors to designate a portion of the Center's unrestricted net assets for specific purposes do not result in restricted funds. Since designations are voluntary and may be reversed by the Board at any time, Board designated net assets are considered unrestricted.

Cash and Cash Equivalents - The Center considers all liquid investments, including amounts invested in money market instruments, with a maturity of three months or less when purchased to be cash equivalents. The Center maintains its cash and cash equivalents on deposit with various financial institutions and investment companies, which at times may exceed federally insured limits.

NOTE 2. SUMMARY OF SIGNIFICANT ACCOUNTING POLICIES (CONTINUED)

Accounts and Grants Receivable - Accounts and grants receivable are stated at the amounts that the Center expects to collect from outstanding balances. Bad debts, which are typically minimal, are written off as incurred.

Deferred Financing Costs - The costs incurred in obtaining the Center's loan have been deferred and are being amortized on a straight-line basis over the term of the loan.

Investments - The investments of the Center are reported at fair value. The fair value of a financial instrument is the amount that would be received to sell that asset (or paid to transfer a liability) in an orderly transaction between market participants at the measurement date (the exit price). Purchases and sales of the investments are reflected on a trade-date basis. Dividend income is recorded on the ex dividend date. Interest income is recorded on the accrual basis.

Property and Equipment - Property and equipment with a cost in excess of \$1,000 and a useful life greater than one year are recorded at cost and depreciated using the straight-line method over the estimated useful lives of the assets. Estimated lives range from three to ten years for furniture and equipment and thirty years for building and improvements. Upon sale or retirement, the cost and related accumulated depreciation are eliminated from the respective accounts and the resulting gain or loss is included in the statements of activities. Property and equipment are reviewed for impairment when events or changes in circumstances indicate that the carrying amount of the assets may not be recoverable. There were no impairment charges for the years ended June 30, 2018 and 2017.

Collections - The Center has an extensive collection of library materials, which is held for research purposes. The materials were acquired through purchases and contributions since the Center's inception. The Center has adopted a policy of not capitalizing collection expenditures in its financial statements.

Purchases of collection items are recorded as decreases in unrestricted net assets in the year in which the items are acquired and a release of temporarily restricted net assets if acquired with such funds. Contributed collection items are not reflected in the financial statements. Proceeds from disposals or insurance recoveries are reflected as increases in the appropriate net asset class.

The collections are subject to a policy that requires proceeds from their sales to be used to acquire other collection items. No collection items were disposed of through sales during the years ended June 30, 2018 and 2017.

Due to Database Vendors - The Center acts as a conduit on behalf of members by collecting and then remitting database vendor subscription premiums on their behalf. Amounts held at year end that had not yet been remitted are shown as a liability on the statements of financial position.

NOTE 2. SUMMARY OF SIGNIFICANT ACCOUNTING POLICIES (CONTINUED)

Grants and Contributions - Grants and contributions received are recorded as unrestricted or temporarily restricted support, depending on the existence and nature of any donor-imposed restrictions on the use of the funds. Contributions reported as temporarily restricted support are released to unrestricted net assets when the donor restriction expires, that is, when a stipulated time restriction ends or a purpose restriction is accomplished, and are reported in the statements of activities as net assets released from restrictions.

Revenue Recognition - Membership cost share assessments are recognized as revenue during the membership year. Dues received in advance of the membership year are accounted for as deferred revenue at year end. Revenue from cost reimbursement type grants is recognized as grant related costs are incurred. Grant funds received in advance are accounted for as deferred revenue. AMPS funds received for projects during the year are recognized as unrestricted revenue. Those AMPS funds received in advance of the project year are accounted for as deferred revenue.

Allocation of Expenses - The costs of providing the Center's various programs and supporting services have been summarized on a functional basis in the statements of activities. Accordingly, certain costs have been allocated among the programs and supporting services on the basis of management estimates of direct salary expenses, physical space occupied and programs benefited.

Income Taxes - The Center is exempt from federal income taxes under Section 501(c)(3) of the Internal Revenue Code. Accordingly, there is no provision for income taxes recorded in the accompanying financial statements.

Accounting principles generally accepted in the United States of America require the Center to evaluate its tax positions and recognize tax liabilities if it has taken an uncertain position that more likely than not would not be sustained upon examination by tax authorities. The Center is subject to routine audits by taxing jurisdictions; however, there are currently no audits for any tax periods in progress.

Management Estimates and Assumptions - The preparation of financial statements in conformity with accounting principles generally accepted in the United States requires management to make estimates and assumptions that affect the amounts reported in the financial statements and accompanying notes. Actual results could differ from those estimates.

Reclassifications - Certain reclassifications have been made prior to year amounts to conform to the current year presentation.

Subsequent Events - Subsequent events have been evaluated through December 7, 2018, which is the date the financial statements were available to be issued.

NOTE 3. INVESTMENTS

The composition of investments at June 30, 2018 and 2017 is as follows:

| | <u>2018</u> | <u>2017</u> |
|--------------------|---------------------|---------------------|
| Mutual funds: | | |
| Equity | \$ 2,915,423 | \$ 2,678,803 |
| Fixed income | 1,838,498 | 1,736,196 |
| Money market funds | <u>4,200,715</u> | <u>4,139,453</u> |
| Total | <u>\$ 8,954,636</u> | <u>\$ 8,554,452</u> |

Investment income for the years ended June 30, 2018 and 2017 is as follows:

| | <u>2018</u> | <u>2017</u> |
|-------------------------------|-------------------|-------------------|
| Interest and dividends | \$ 176,229 | \$ 110,951 |
| Realized and unrealized gains | <u>241,856</u> | <u>373,049</u> |
| Total | <u>\$ 418,085</u> | <u>\$ 484,000</u> |

NOTE 4. FAIR VALUE MEASUREMENTS

The *Fair Value Measurements and Disclosures* Topic of the FASB Accounting Standards Codification established a fair value hierarchy that prioritizes the inputs to valuation techniques used to measure fair value. The hierarchy gives the highest priority to unadjusted quoted prices in active markets for identical assets or liabilities (Level 1 measurements) and the lowest priority to unobservable inputs (Level 3 measurements). The three levels of the fair value hierarchy are described below:

Basis of Fair Value Measurement

- Level 1 Unadjusted quoted prices in active markets that are accessible at the measurement date for identical, unrestricted assets or liabilities

- Level 2 Quoted prices in markets that are not considered to be active or financial instruments for which all significant inputs are observable, either directly or indirectly

- Level 3 Prices or valuations that require inputs that are both significant to the fair value measurement and unobservable

NOTE 4. FAIR VALUE MEASUREMENTS (CONTINUED)

The following tables set forth, by level within the fair value hierarchy, the Center’s investment assets at fair value as of June 30, 2018 and 2017. As required, assets and liabilities are classified in their entirety based on the lowest level of input that is significant to the fair value measurement.

| | <u>Total</u> | <u>Fair Value Measurements at 06/30/18 Using</u> | | |
|--------------------|---------------------|---|--|--|
| | | <u>Quoted Prices in Active Markets for Identical Assets (Level 1)</u> | <u>Significant Other Observable Inputs (Level 2)</u> | <u>Significant Unobservable Inputs (Level 3)</u> |
| Mutual funds: | | | | |
| Equity | \$ 2,915,423 | \$ 2,915,423 | \$ - | \$ - |
| Fixed income | 1,838,498 | 1,838,498 | - | - |
| Money market funds | <u>4,200,715</u> | <u>-</u> | <u>4,200,715</u> | <u>-</u> |
| Total | <u>\$ 8,954,636</u> | <u>\$ 4,753,921</u> | <u>\$ 4,200,715</u> | <u>\$ -</u> |

| | <u>Total</u> | <u>Fair Value Measurements at 06/30/17 Using</u> | | |
|--------------------|---------------------|---|--|--|
| | | <u>Quoted Prices in Active Markets for Identical Assets (Level 1)</u> | <u>Significant Other Observable Inputs (Level 2)</u> | <u>Significant Unobservable Inputs (Level 3)</u> |
| Mutual funds: | | | | |
| Equity | \$ 2,678,803 | \$ 2,678,803 | \$ - | \$ - |
| Fixed income | 1,736,196 | 1,736,196 | - | - |
| Money market funds | <u>4,139,453</u> | <u>-</u> | <u>4,139,453</u> | <u>-</u> |
| Total | <u>\$ 8,554,452</u> | <u>\$ 4,414,999</u> | <u>\$ 4,139,453</u> | <u>\$ -</u> |

NOTE 4. FAIR VALUE MEASUREMENTS (CONTINUED)

Level 1 Measurements

The fair values of the mutual funds are determined by reference to the funds' underlying assets, which are principally marketable equity and fixed income securities. Shares held in mutual funds are traded in active markets on national securities exchanges and are valued at the net asset value as of the last business day of each period presented.

Level 2 Measurements

The money market funds are valued at cost, which approximates their fair value.

NOTE 5. PREPAID EXPENSES

Prepaid expenses consisted of the following as of June 30, 2018 and 2017:

| | <u>2018</u> | <u>2017</u> |
|---------------------------|-------------------|-------------------|
| Prepaid library materials | \$ 12,674 | \$ 210,525 |
| Prepaid - other | <u>107,912</u> | <u>37,793</u> |
| Total prepaid expenses | <u>\$ 120,586</u> | <u>\$ 248,318</u> |

In the course of cataloging its dissertations collection, the Center incurs usage fees to access the Online Computer Library Center, Inc. (OCLC) database. The Center is able to offset these fees from credits received from OCLC for the reciprocal use of the Center. The Center had earned cumulative net credits of \$2,625 and \$841 as of June 30, 2018 and 2017, respectively.

NOTE 6. PROPERTY AND EQUIPMENT

Property and equipment consisted of the following as of June 30, 2018 and 2017:

| | <u>2018</u> | <u>2017</u> |
|-------------------------------|---------------------|---------------------|
| Land | \$ 128,446 | \$ 128,446 |
| Building and improvements | 12,065,930 | 11,841,519 |
| Furniture and equipment | <u>2,282,177</u> | <u>2,238,334</u> |
| | 14,476,553 | 14,208,299 |
| Less accumulated depreciation | <u>(12,220,649)</u> | <u>(11,784,963)</u> |
| Net property and equipment | <u>\$ 2,255,904</u> | <u>\$ 2,423,336</u> |

Depreciation expense was \$435,686 for the year ended June 30, 2018 and \$419,015 for 2017.

NOTE 7. ACCOUNTS PAYABLE AND ACCRUED EXPENSES

Accounts payable and accrued expenses consisted of the following as of June 30, 2018 and 2017:

| | <u>2018</u> | <u>2017</u> |
|-----------------------------------|-------------------|---------------------|
| Accounts payable | \$ 308,236 | \$ 564,369 |
| Accrued vacation | 266,992 | 261,012 |
| Accrued salaries and withholdings | 124,570 | 132,050 |
| Other accrued expenses | <u>68,435</u> | <u>67,565</u> |
| Total | <u>\$ 768,233</u> | <u>\$ 1,024,996</u> |

NOTE 8. DEFERRED REVENUE

The Center regularly bills in advance of the upcoming fiscal year for membership cost share assessments and AMPS membership. Those membership payments that are received for future fiscal years are held as deferred revenue to be recognized in the fiscal year for which they will be earned. Occasionally, grant payments received in advance of a future fiscal year are also held as deferred revenue. As of June 30, 2018 and 2017, deferred revenue consisted of the following:

| | <u>2018</u> | <u>2017</u> |
|--------------------------------|---------------------|---------------------|
| Deferred membership cost share | \$ 2,591,934 | \$ 4,302,766 |
| AMPS deferred revenue | 11,150 | 22,000 |
| Grants deferred | <u>7,616</u> | <u>7,616</u> |
| Total | <u>\$ 2,610,700</u> | <u>\$ 4,332,382</u> |

NOTE 9. LOAN PAYABLE

The Center has entered into a loan agreement with BMO Harris Bank. The loan is secured by the Center's property in Chicago, Illinois.

The loan is repayable in monthly installments of \$11,458 including principal and interest. The interest rate is 4.28%. The loan matures in 2024. Interest expense for the years ended June 30, 2018 and 2017 was \$32,039 and \$36,510 respectively.

NOTE 9. LOAN PAYABLE (CONTINUED)

Future principal payments are as follows:

| Year ending June 30, | |
|----------------------|-------------------|
| 2019 | \$ 110,123 |
| 2020 | 114,938 |
| 2021 | 120,086 |
| 2022 | 125,402 |
| 2023 | 130,954 |
| Thereafter | <u>78,475</u> |
| Total | <u>\$ 679,978</u> |

NOTE 10. TEMPORARILY RESTRICTED NET ASSETS

Temporarily restricted net assets arise from grants received from various organizations to support cataloging, microform projects, digitization, digital preservation activities and the purchase of equipment to automate library materials. Net assets were released from donor restrictions by incurring expenses of \$253,793 and \$102,184 in 2018 and 2017, respectively, and for capitalized equipment of \$5,442 in 2018. Grant contributions received that are not expended for their restricted purposes are refundable to the grantor. Temporarily restricted net assets at June 30, 2018 and 2017 were available for the following purposes:

| | <u>2018</u> | <u>2017</u> |
|---|-------------------|-------------------|
| South Asia Survey | \$ - | \$ 5,881 |
| Carnegie-DG | - | 3,073 |
| Global Resources Network 2016 | - | 2,369 |
| Global Resources Collections Initiative 41 | 344,960 | 597,316 |
| ReCap Serials Record Reclamation | 251,802 | - |
| Government Documentation Digitization Project | <u>5,095</u> | <u>5,095</u> |
| Total | <u>\$ 601,857</u> | <u>\$ 613,734</u> |

During the year ended June 30, 2017, The Andrew W. Mellon Foundation awarded a \$661,000 grant (Global Resources Collections Initiative 41) to the Center for use through September 30, 2018 to support an international initiative to preserve and provide access to non-Western, non-English-language archival and library collections.

During the year ended June 30, 2018, The New York Public Library awarded a \$253,239 grant (Recap Serials Record Reclamation) to the Center for use through December 31, 2019 to support the making of shared collections more accessible to researchers, reducing the cost of managing its collection, and supporting future collection development.

NOTE 11. PENSION PLAN

The Center has established and made available to its employees a defined contribution money purchase pension plan. Under this plan, funds contributed by the Center and participating employees are used to purchase retirement annuity and life insurance contracts for the participants through the Teachers Insurance and Annuity Association and/or the College Retirement Equities Fund. Contributions made by the Center are based on participants' compensation as defined by the plan. The Center's contributions for the years ended June 30, 2018 and 2017 totaled \$301,020 and \$297,491 respectively.

NOTE 12. RELATED PARTY TRANSACTIONS

The Center earns cataloging revenue from OCLC and also purchases cataloging and other services from OCLC. Cataloging revenue was \$2,800 and \$3,325 during the years ended June 30, 2018 and 2017, respectively. Total services purchased from OCLC were approximately \$24,784 and \$18,280 for the years ended June 30, 2018 and 2017, respectively.

The Center also routinely provides membership services to educational institutions that employ members of the Board of Directors.

NOTE 13. CONCENTRATION OF CASH

The Center maintains its cash balances in financial institutions deemed to be creditworthy. Balances are insured by FDIC up to \$250,000 per financial institution. Balances may at times exceed insured limits. However, the balances are swept nightly into a money market account that is secured by U.S. Government bonds. The Center believes its credit risk to be minimal.

NOTE 14. CAPITALIZED FINANCING COSTS

In 2014, the Center capitalized \$45,023 in additional financing costs associated with the refinancing of its loan with BMO Harris Bank. In 2001, the Center capitalized \$110,448 in financing costs associated with the original financing of the loan. These costs are being amortized over the term of the bonds using the straight-line method, which approximates the effective interest method. Amortization expenses were \$8,727 for each of the years ended June 30, 2018 and 2017, respectively. Accumulated amortization for the years ended June 30, 2018 and 2017 was \$94,746 and \$86,019 respectively.

Future amortizations of capitalized financing costs as of June 30, 2018 are as follows:

| | |
|----------------------|------------------|
| Year ending June 30, | |
| 2019 | \$ 8,727 |
| 2020 | 8,727 |
| 2021 | 8,727 |
| 2022 | 8,727 |
| 2023 | 8,727 |
| Thereafter | <u>17,089</u> |
| Total | <u>\$ 60,724</u> |

CENTER FOR RESEARCH LIBRARIES
SCHEDULE OF FUNCTIONAL EXPENSES AND COLLECTION EXPENDITURES

YEAR ENDED JUNE 30, 2018

| | Program | | | | | | | | | | Total Program | Management and General | Fundraising | Total | | | |
|---|-------------------------------------|--------------|-------------------------|----------------------|-------------------------|-------------------------|------------------------|------------|--------------|------------|---------------|------------------------|-------------|-------|-----------|---------|-----------|
| | Collections Storage and Maintenance | Acquisitions | Conversion of Materials | Service and Delivery | Cataloging and Metadata | Area Materials Projects | Licensing Negotiations | Grants | | | | | | | | | |
| Support services | \$ - | \$ - | \$ - | \$ - | \$ 24,784 | \$ - | \$ - | \$ - | \$ - | \$ - | \$ - | \$ - | \$ - | \$ - | \$ 24,784 | \$ - | \$ 24,784 |
| Cataloging fees | 2,614 | 59,532 | - | - | - | - | - | - | - | - | - | - | - | - | 62,146 | - | 62,146 |
| Innovative | 7,578 | 9,644 | 24,111 | 27,556 | - | 33,340 | - | - | - | - | - | - | - | - | 102,229 | - | 102,229 |
| Microform costs | 74,920 | 174,813 | - | 249,733 | - | 155,808 | - | - | - | - | - | - | - | - | 655,274 | - | 655,274 |
| Other support | 85,112 | 243,989 | 24,111 | 277,289 | 24,784 | 189,148 | - | - | - | - | - | - | - | - | 844,433 | - | 844,433 |
| Personnel and operations | - | - | - | - | - | - | - | - | - | - | - | - | - | - | - | - | - |
| Board and Council expense | 261 | 921 | 609 | 853 | 931 | 24,879 | - | - | - | - | - | - | - | - | 16,625 | 49,696 | 66,321 |
| Business expense | 6,209 | 17,386 | 3,708 | 8,019 | 3,087 | 421 | - | - | - | - | - | - | - | - | 31,526 | 32,622 | 64,307 |
| Consumable supplies | - | - | - | - | - | 2,692 | - | - | - | - | - | - | - | - | 38,830 | 7,261 | 46,161 |
| Indirect expenses | 4,833 | 15,898 | 9,332 | 13,766 | 18,011 | - | - | - | - | - | - | - | - | - | 2,692 | (2,000) | 692 |
| Insurance | - | - | - | - | - | - | - | - | - | - | - | - | - | - | 61,840 | 17,039 | 82,173 |
| Member relations | 751 | 17,105 | - | - | 754 | - | - | - | - | - | - | - | - | - | 2,605 | 2,605 | 2,605 |
| Memberships | 3,868 | 12,384 | 7,134 | 10,548 | 13,352 | 47,784 | - | - | - | - | - | - | - | - | 18,610 | 11,428 | 30,038 |
| Other outside support | 237,634 | 781,657 | 458,833 | 676,839 | 885,556 | 179,683 | - | - | - | - | - | - | - | - | 161,209 | 38,375 | 202,006 |
| Personnel | 19,073 | 42,797 | 17,113 | 26,681 | 8,475 | 2,568 | - | - | - | - | - | - | - | - | 3,809,347 | 614,052 | 4,585,375 |
| Postage and delivery | 4,034 | 9,936 | 3,639 | 5,862 | 1,924 | 14,900 | - | - | - | - | - | - | - | - | 116,707 | 5,830 | 122,891 |
| Special events | 573 | 13,059 | - | - | 575 | 68,930 | - | - | - | - | - | - | - | - | 14,900 | 5,030 | 19,930 |
| Telecommunications | 277,236 | 911,143 | 500,368 | 742,568 | 932,665 | 341,857 | - | - | - | - | - | - | - | - | 35,117 | 1,843 | 37,034 |
| Travel | 831 | 1,866 | 746 | 1,163 | 369 | - | - | - | - | - | - | - | - | - | 96,175 | 11,269 | 107,444 |
| Plant and other | 22,429 | 50,327 | 20,124 | 31,375 | 9,966 | - | - | - | - | - | - | - | - | - | 4,403,578 | 795,050 | 5,366,977 |
| Equipment leases | 3,625 | 8,134 | 3,252 | 5,071 | 1,611 | - | - | - | - | - | - | - | - | - | 4,975 | 254 | 5,244 |
| Service contracts | 34,927 | 78,370 | 31,338 | 48,858 | 15,519 | - | - | - | - | - | - | - | - | - | 134,221 | 6,855 | 141,492 |
| Repairs | 61,812 | 138,697 | 55,460 | 86,467 | 27,465 | - | - | - | - | - | - | - | - | - | 21,693 | 1,108 | 22,868 |
| Utilities | 424,160 | 1,293,829 | 579,939 | 1,106,324 | 984,914 | 531,005 | - | - | - | - | - | - | - | - | 209,012 | 10,675 | 220,335 |
| Total operating expenses | 5,079 | 11,396 | 4,557 | 7,104 | 2,257 | - | - | - | - | - | - | - | - | - | 369,901 | 18,892 | 389,939 |
| Interest expense | 69,065 | 154,967 | 61,966 | 96,611 | 30,687 | - | - | - | - | - | - | - | - | - | 5,617,912 | 813,942 | 6,601,349 |
| Depreciation | 498,304 | 1,460,192 | 646,462 | 1,210,039 | 1,017,858 | 531,005 | - | - | - | - | - | - | - | - | 169,495 | 1,552 | 32,039 |
| Collection expenditures before collections | - | - | - | - | - | - | - | - | - | - | - | - | - | - | 413,296 | 21,109 | 435,686 |
| Materials | - | 815,056 | - | - | - | 273,467 | - | - | - | - | - | - | - | - | 836,603 | 170,870 | 7,069,074 |
| Preservation | - | 14,558 | - | - | - | - | - | - | - | - | - | - | - | - | - | - | 1,088,523 |
| Reference works | - | 829,614 | - | - | - | 273,467 | - | - | - | - | - | - | - | - | - | - | 14,558 |
| Total | \$ 498,304 | \$ 2,289,806 | \$ 646,462 | \$ 1,210,039 | \$ 1,017,858 | \$ 804,472 | \$ 415,953 | \$ 281,788 | \$ 7,164,682 | \$ 836,603 | \$ 170,870 | \$ 8,172,155 | | | | | |

CENTER FOR RESEARCH LIBRARIES
SCHEDULE OF PROGRAM REVENUE AND EXPENSES - GRANTS

YEAR ENDED JUNE 30, 2018

| | Temporarily Restricted Net Assets | | | | | | | Total |
|------------------------------------|-----------------------------------|-------------------------------|----------------|----------------------|-------------------------------------|-------------------------------|--|-------------------|
| | CSAL | Carnegie Corp. of New York | GRN 2016 | Mellon Foundation | New York Public Library ReCAP | Serials Record Reclamation | University of Arizona Govt Docs Digitization Project | |
| REVENUE | | | | | | | | |
| Grants | \$ - | \$ - | \$ - | \$ - | \$ 253,239 | \$ - | \$ - | \$ 253,239 |
| Investment income | - | - | - | - | - | - | - | - |
| Total revenue | <u>-</u> | <u>-</u> | <u>-</u> | <u>-</u> | <u>253,239</u> | <u>-</u> | <u>-</u> | <u>253,239</u> |
| EXPENSES | | | | | | | | |
| Board/Council travel | - | - | - | 16,625 | - | - | - | 16,625 |
| Computer supplies | - | - | - | - | - | - | - | - |
| Employee benefits | - | - | - | 99 | - | - | - | 99 |
| Equipment purchase/non-capital | - | - | - | - | - | - | - | - |
| FICA | - | - | - | 9,589 | 33 | - | - | 9,622 |
| Medical insurance | - | - | - | 18,593 | 205 | - | - | 18,798 |
| Other business expense | - | - | - | 3,072 | - | - | - | 3,072 |
| Outside professional services | - | - | - | 38,300 | - | - | - | 38,300 |
| Retirement | - | - | - | 7,376 | 46 | - | - | 7,422 |
| Salaries | - | - | - | 135,552 | 461 | - | - | 136,013 |
| Telecommunications | - | - | - | 9,722 | - | - | - | 9,722 |
| Travel | - | - | - | 11,256 | 685 | - | - | 11,941 |
| Workmen's compensation | - | - | - | 2,172 | 7 | - | - | 2,179 |
| Total expenses | <u>-</u> | <u>-</u> | <u>-</u> | <u>252,356</u> | <u>1,437</u> | <u>-</u> | <u>-</u> | <u>253,793</u> |
| CHANGE IN NET ASSETS | - | - | - | (252,356) | 251,802 | - | - | (554) |
| NET ASSETS | | | | | | | | |
| Beginning of year | 5,881 | 3,073 | 2,369 | 597,316 | - | 5,095 | - | 613,734 |
| Released for capitalized equipment | <u>(5,881)</u> | <u>(3,073)</u> | <u>(2,369)</u> | <u>-</u> | <u>-</u> | <u>-</u> | <u>-</u> | <u>(11,323)</u> |
| End of year | <u>\$ -</u> | <u>\$ -</u> | <u>\$ -</u> | <u>\$ 344,960</u> | <u>\$ 251,802</u> | <u>\$ 5,095</u> | <u>\$ -</u> | <u>\$ 601,857</u> |

CENTER FOR RESEARCH LIBRARIES

SCHEDULE OF PROGRAM REVENUE AND EXPENSES - GRANTS

YEAR ENDED JUNE 30, 2018

| | <u>Fee for Service Grants - Unrestricted Net Assets</u> | | | |
|------------------------------------|---|------------------|-------------|------------------|
| | <u>NEH</u> | <u>NEH</u> | <u>HVAC</u> | <u>Total</u> |
| | <u>MFDATA</u> | | | |
| REVENUE | | | | |
| Other grants | \$ 27,996 | \$ - | - | \$ 27,996 |
| EXPENSES | | | | |
| FICA | 1,353 | - | - | 1,353 |
| Medical insurance | 4,193 | - | - | 4,193 |
| Retirement | 1,913 | - | - | 1,913 |
| Salaries | 19,132 | - | - | 19,132 |
| Travel | 1,098 | - | - | 1,098 |
| Workmen's compensation | 307 | - | - | 307 |
| Total expenses | <u>27,996</u> | <u>-</u> | <u>-</u> | <u>27,996</u> |
| CHANGE IN NET ASSETS | - | - | - | - |
| NET ASSETS | | | | |
| Beginning of year | - | 136,500 | - | 136,500 |
| Released for capitalized equipment | - | <u>(136,500)</u> | - | <u>(136,500)</u> |
| End of year | <u>\$ -</u> | <u>\$ -</u> | <u>\$ -</u> | <u>\$ -</u> |