

T R A N S P A R E N C Y

Annual Report Fiscal Year 2015: (July 1, 2014–June 30, 2015)



The Center for
Research
Libraries

GLOBAL
RESOURCES
NETWORK



The Center for Research Libraries (CRL) is a member-governed, nonprofit consortium of universities, colleges, and independent research libraries.

MISSION

The mission of the Center for Research Libraries is to support advanced research and teaching in the humanities, sciences, and social sciences by ensuring the survival and availability of primary source materials vital to those activities.

CONTENTS

	MISSION STATEMENT	2
	MESSAGE FROM THE CHAIR.	4
	MESSAGE FROM THE PRESIDENT	5
■	CRL BY THE NUMBERS	6
■	FY15 ANNUAL REPORT NARRATIVE	8
	1. IDENTIFYING AND PRESERVING CRITICAL SOURCE MATERIALS.	8
	<i>The Impact of CRL: Afghan Documentation Spans Tumultuous Century</i>	10
	2. EXPANDING ACCESS TO RESEARCH MATERIALS.	11
	<i>The Impact of CRL: Excavating Attitudes on Opium Prohibition from CRL Records</i>	15
	3. INFORMING AND SUPPORTING LIBRARY INVESTMENT IN PRINT AND ELECTRONIC RESOURCES.	16
	<i>The Impact of CRL: A Window into the Lives of Ukrainian Refugees, 1945–1954</i>	17
■	BOARD OF DIRECTORS, OFFICERS, COMMITTEES, AND STAFF	18
■	MEMBER INSTITUTIONS FOR FY15.	20
■	INDEPENDENT AUDITOR’S REPORT	<i>Fi</i>



Message from the Chair

I am honored to have been asked to serve as Chair of the Board and want to begin by acknowledging the service of two members of the board who recently passed away. Dan Hazen of Harvard University passed away in June, 2015, and his loss will be deeply felt for years by CRL and the entire research library community. More recently, my immediate predecessor, Richard Fyffe, passed away in November. The CRL community will greatly miss Richard, who will be remembered for his dedicated and energetic leadership as chair over the last two years. During that time, CRL continued to flourish and to fulfill its mission to its members thanks to Richard's exceptional service.

"Transparency" is a particularly apt theme for CRL, given its primary mission of ensuring the survival and availability of primary source materials vital to cutting-edge research in the Humanities and Social Sciences. To that end, for the second year in a row, the Board of Directors has approved investments to further CRL's mission and strategic goals. Those investments will be directed toward enhancing the digitization of materials and document delivery, increasing CRL's membership base, and expanding and strengthening CRL's institutional connections.

In the increasingly crowded and noisy internet space, we also need to make sure that interested individuals and institutions can find their way to CRL and once they are there find precisely what they need. CRL's internet presence has improved considerably in the last year and further enhancements will be undertaken. In addition, CRL provides a critical service in offering informed analysis of digital collections and repositories. CRL's eDesiderata licensing platform provides a welcome and useful interactive space for sharing assessments of e-resources and opening those resources to broad scrutiny.

Preservation is in itself a form of transparency, ensuring the availability of materials for researchers now and in the future. For example, CRL, supported by The Andrew W. Mellon Foundation and the Institute of Museum and Library Services, has taken a leading role in assessing the state of newspaper digitization and preservation and in convening libraries, funding agencies, aggregators and news outlets to set the agenda for digitization and preservation. Similarly, CRL has championed the preservation of public records that cast light on governmental operations here and abroad.

Transparency also applies to the way in which CRL operates and is governed. The Board has worked with Bernard Reilly to develop its strategic budgetary goals for the year, and to ensure they align with the needs of the membership. The health of CRL has been underscored by the growth in new members and by participation on the board. I want to thank the departing Board members this past year: Charles Henry, President of the Council on Library and Information Resources; and Leslie Weir, University Chief Librarian at the University of Ottawa. Both outgoing directors served two three-year terms, and Leslie Weir served as vice chair of the Board. CRL is indebted to Chuck and Leslie for their advocacy of the Center and of research libraries in general.

Change in many forms inevitably affects all organizations, and I am proud of the way that CRL has responded to these changes and remained true to its mission over the past year.

A handwritten signature in black ink, appearing to read "S. Waugh". The signature is fluid and cursive, written over a white background.

Scott Waugh

*Executive Vice Chancellor and Provost,
University of California, Los Angeles*



Message from the President

Transparency is the keynote of this year's report. In one sense, the term pertains to how libraries serving researchers and scholars must navigate in an environment where important documentation and evidence is increasingly managed by others. As online access to more information is maintained by third parties (publishers, government agencies, digital preservation repositories like CLOCKSS, and commercial providers of cloud services), transparency becomes more critical. This year CRL continued to support libraries' due diligence, by evaluating the workings of the major providers to ensure that member investment yields a fair return for researchers. And as libraries increasingly turn to each other to cooperatively maintain and deliver shared print collections, CRL expanded its support for print archives and shared print through its Print Archive Network Forums, and the PAPER and ICON summits.

Transparency is also a core aspiration at CRL. Being open and straightforward about our goals and priorities is how we earn the trust of our community. This year's accomplishments owe a great deal to the investment of time, energy and resources by many individuals working "in plain sight" in the community. Representatives of four university libraries (Duke, Waterloo, Arizona, and Cornell) served on the advisory panel for CRL's audit of CLOCKSS; subject specialists at major research universities like Florida and UC Berkeley led area studies preservation projects; and many more librarians nominated the major microform collections acquired by CRL this year.

One individual who exemplified the spirit of the enterprise was Dan Hazen of Harvard University. Dan passed away this spring after a rich and productive career in area studies and collection development. Some of us at CRL had the privilege of working closely with Dan, a passionate advocate for Latin American collections. Dan's connection to CRL dates back to early in his career as Latin American Studies Librarian at Cornell University. Dan represented Cornell then on the Latin American Microform Project, and in the years since assumed a larger role in LAMP, guiding its preservation activities as its chair from 1992 to 1998. As a CRL Board member and chair of CRL's Collections and Services Policy Committee since 2012, Dan shaped CRL's collecting and preservation agenda. We will miss his wisdom and generosity.

This year support from The Andrew W. Mellon Foundation, The Carnegie Corporation of New York, and the National Endowment for the Humanities were indispensable to the work of CRL. But as ever, CRL remains a cooperative enterprise driven and supported by its members: libraries committed to the integrity and availability of documentation critical to original research and inspired teaching.

A handwritten signature in black ink that reads "Bernard F. Reilly". The signature is written in a cursive, slightly slanted style.

Bernard F. Reilly
President

Collections



\$2.02 million invested in *new library materials* and *digitization*



4.8 million *digitized pages added* to support research at CRL libraries



510 *titles acquired as demand purchases for researchers*

Institutional Participation



139 attended *collections webinars*



103 voted on *purchase proposals*



115 took up *CRL electronic resource offers*

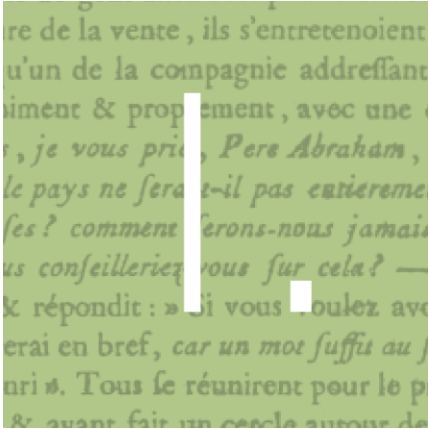


\$8,200 the mean *savings* for a library taking up a *CRL e-resource offer*

Acquisitions from 104 countries in FY15:



- Sweden (1,517 items)
- Germany (1,270 items)
- United States (1,256 items)
- India (581 items)
- England (412 items)
- Thailand (271 items)
- France (257 items)
- Pakistan (101 items)
- Russia (81 items)
- Netherlands (69 items)



Identifying and Preserving Critical Source Materials

Every year a number of communities of interest work under the CRL umbrella to preserve important, and often at-risk, documentation from various world regions. CRL provides administrative support for these programs and promotes cross-fertilization and operational economies of scale, and makes the resources they develop available to researchers. The Area Materials Projects, longstanding cooperative programs, employ both digital conversion and microformatting to capture and deliver source materials. As support for foreign acquisitions at the Library of Congress and other research libraries erodes, CRL is increasing its investment to compensate.

This year these programs were unusually productive, preserving and/or digitizing newspapers and archives from nations in

Africa, South Asia, Latin America, and the Middle East, many of them political trouble spots. In addition, the TRAIL project continues to scan and harvest technical publications produced by various U.S. government agencies.

Project Ceres, a partnership with the United States Agriculture Information Network (USAIN) and the Agriculture Network Information Center (AgNIC), continues to support the preservation and digitization of historical collections in the field of agriculture. A third round of Project Ceres funding was awarded this year to support digitization of agricultural extension and experiment station publications from nine institutions. Participants commit to archiving the print originals, and provide CRL copies of the digital versions.

Titles Preserved by CRL-Supported Collaborative Global Programs

Africa

CAMP preserved the following titles on microfilm:

Angola

Jornal de Angola (2010–2012)

Botswana

Botswana Guardian (2012)

Cameroon

Cameroon Post (1994–1995)

Challenge (1994–1995)

Challenge Nouveau (1995)

Challenge Sports (1994–1995)

Dikalo (1994–1998)

L'Effort Camerounais (1994–1995)

L'Expression (1995–1997)

Galaxie (1994–1995)

Generation (1994–1998)

The Herald (1994–1995)

Le Messenger (1994–2002, 2012)

Le Messenger Popoli (1994–2002)

Le Nouvel Independent (1994–1995)

La Nouvelle Expression (1994–1995)

Le Patriot (1994–1995)

Perspectives Hebdo (1994–1998)

Liberia

By Monrovia Weekend (1994–2006)

Concord Times (1995–2005)

The Diary (2004–2011)

Focus (2011)

The Monitor (2006–2010)

Monrovia Daily News (1995–1997)

The New Broom (2003–2010)

The News Standard (1986–1987)

The Parrot (2005–2011)

Plain Truth (2005–2010)

Poll Watch (2001–2006)

Malawi

The Nation (2011–2012)

Mauritius

Le Matinal (2011)

Mozambique

Zambeze (2002–2013)

Nigeria

Times International (1979–1990)

Vanguard (2013)

Rwanda

Imvaho Nshya (2001–2013)

Zimbabwe

The Herald (2012)

Latin America

LAMP preserved the following in digital format:

Brazil

Diario de Pernambuco (1893–1923) (mounted at the University of Florida)

Mexico

Van de Velde Collection of Oaxacan Manuscripts (mounted at the University of New Mexico)

The Middle East

MEMP preserved the following titles on microfilm (or digitized where noted):

Afghanistan

DIFA (1995–2009)

Haqiqat (1924–1925)

Hirat (1943–1980) (digitized and microfilmed)

Huquq va zindagi (1989–1991)

Majallah-I Adabi Hirat (1932–1939) (digitized and microfilmed)

Majallah-I Baldiyah-I Hirat (1936–1939)

(digitized and microfilmed)

Musharakat-I Milli (2002–2005, 2009–2010)

Shahadat (2009–2010)

Al-Sumud (2007–2009)

Egypt

Al-Tahrir (2013)

Iraq

Al-Dawah (2011–2013)

Al-Ghad (2004–2005)

Al-Islah (2004)

Al-Hstiqamah (2003–2008)

Al-Mada (2004–2009)

Al-Manar (2003–2004)

Al-Manar al-Yawm (2004–2007)

Nida al-Watan (2004–2005)

Al-Qarar (2004–2005)

Al-Rayah al-'Iraqiyah (2004)

Al-Sa'ah (2003–2009)

Al-Shira (2003–2004)

Al-Zaman (2004–2005)

Syria

Al-Nur (2011)

Turkey

Agos (2009–2013)

UK

Al-Quds al-Arabi (2010–2013)

South Asia

SAMP preserved the following titles on microfilm:

Afghanistan

Avaz (1985–1995)

Jirgah (1982–2002)

Kar (1983–2010)

Nangarhar daily (1964–2009)

Nangarhar monthly (1957–2001)

Payam-I Mujahid (1997–2010)

Pushtun Zhagh (1942–1977)

Sanai (1952–2009)

Surghar (2009–2010)

India

Capital (1921–1931)

Sri Lanka

Ceylon Times (1931–1932)

Slavic and Eastern Europe

SEEMP preserved the following titles on microfilm:

Poland

Kurjer Warszawski (1821–1830)

Kazakhstan

Aq Bosagha (1993–1997, 2002)

Industrial'naia Karaganda (1997–1998)

Nauka Kazakhstan (1994–2000)

Ortalyq Qazaqstan (1997–1998)

Russia

Krokodil (1923–1944)

Zapoliare (1971–1990)

Uzbekistan

Golos Uzbekistana (1995–1996)

Ma'rifat (2000–2009)

Oila va zhamilat (1992–2009)

Turkiston (1992–2009)

United States

TRAIL preserved the following publications in digital format:

Atomic Energy Commission: several national lab series, including from E.I. du Pont de Nemours & Company, Manhattan District, Oak Ridge, and Knolls Atomic Power Laboratory

Fish and Wildlife Service. U.S. Dept. of the Interior: Special Scientific Reports and Technical Papers



THE IMPACT OF CRL: Afghan Documentation Spans Tumultuous Century

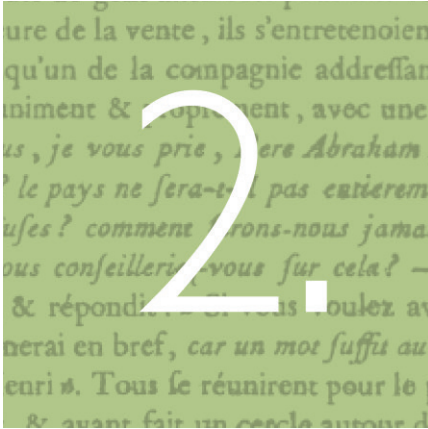
Without CRL's preservation efforts, the Library of Congress's remarkable achievement of amassing the materials in the first place might have been diminished.

The civil wars, foreign invasions, and bloodshed that have plagued Afghanistan for nearly a century have also destroyed much of the documentation of that nation's modern history. An important trove of surviving materials assembled by the Library of Congress Field Office in Islamabad has now been preserved by CRL through the joint efforts of the Middle Eastern Materials Project (MEMP) and the South Asia Materials Project (SAMP). The collection of materials, in Pushto, Persian, and Dari languages, has been microfilmed and some items have also been digitized.

The LC field offices locate and collect hard-to-acquire materials for the benefit of policymakers and scholars in the U.S. and around the world. Without CRL's efforts, LC's remarkable achievement of amassing the Afghan materials might have been diminished, notes Judy Alspach, CRL's area studies program manager. "Some of the documents had been acquired decades ago, and so were in danger of deteriorating," says Alspach. They could have been lost at a time when insights to be gained from the mix of cultural perspectives in this beleaguered nation could be crucial.

"The lengthy runs of some publications collected are particularly notable given the political circumstances," says Alspach. For example, the Ministry of Information and Culture published *Pushtun Zhagh*, the official organ of Kabul Radio, from 1942 to 1977. This period spanned the monarchy of Zahir Shah; the rise of General Mohammed Daoud, who as prime minister more closely allied Afghanistan with the Soviet Union; and events leading to Daoud's ultimate overthrow and establishment of the Democratic Republic of Afghanistan in 1978. *Avaz*, a continuation of the Ministry's publication, is represented in holdings from 1985–1995. That period saw the Soviet–Afghan war, early U.S. intervention, and the rise of the Taliban. Other materials preserved from this era include a partial run of the Kabul newspaper *Jirgah*.

Observation post,
Shigal Tarna garrison,
Afghanistan, 1987.
Erwin Franzen, [https://
www.flickr.com/
photos/erwinlux/
with/1002019852/](https://www.flickr.com/photos/erwinlux/with/1002019852/)



Expanding Access to Research Materials

This year CRL filled 15% fewer loan requests for member institutions than in FY 2014, and loaned 23% fewer items, but saw an increase of 8% in filled document delivery requests. This suggests that more researchers are taking advantage of online access to CRL material. Among the top users of CRL collections were Harvard University, McGill, and the University of North Carolina, Chapel Hill. Heaviest use of the Linda Hall document delivery service came from the University of Minnesota, the University of Illinois at Urbana-Champaign, and St. Olaf College.

CRL digitization programs reached a new level of production: more than 650,000 new pages were scanned on request for researchers; and over four million pages were produced through special projects and collaborative efforts. The latter include official gazettes of ten African and Middle East nations where the integrity of the public record is known to be at risk, scanned with support from the Carnegie Corporation of New York. CRL digitization focuses on primary source materials not available from other sources.

To accommodate the rapidly growing amount of digital content CRL is generating and acquiring, the CRL network, servers and content management infrastructure were upgraded. The CRL Digital Delivery System platform is now more easily navigable, and interacts with enhanced user authentication solutions, allowing off-campus users to access CRL member-only materials through Shibboleth and Proxy login.

CRL renewed its partnership with the Law Library Microform Consortium (LLMC).

Under this program CRL's legislative journals from 30 states have now been digitized, as well as historical and contemporary legal publications from countries in Africa, Latin America, South and Southeast Asia, and other jurisdictions. Researchers at CRL institutions can access those collections and a vast array of additional material through the *LLMC Digital* database.

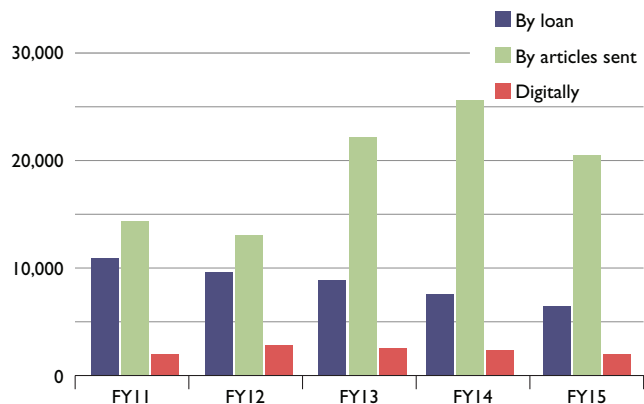
Seven member libraries pooled funds through the Shared Purchase program to help CRL enrich its newspaper holdings from Japan, Montreal, and Minnesota. CRL thanks the following member libraries for their contributions:

- Carleton College
- University of Michigan
- Ohio University
- University of Pennsylvania
- Stanford University
- University of Washington
- University of Wisconsin - Madison

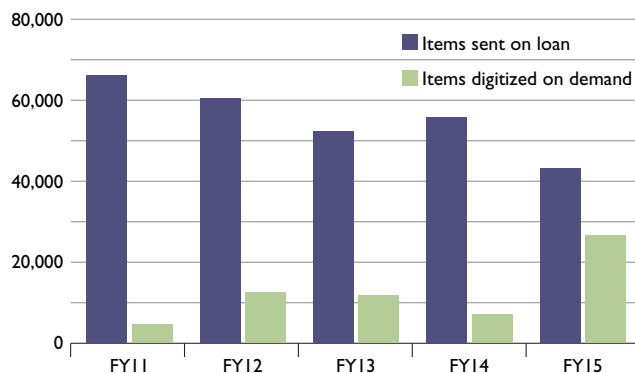
The 2015 Purchase Proposal voting resulted in CRL acquiring over \$200,000 worth of microform and reprint collections, including newspapers from Algeria and Vietnam, and archival collections from China, the United States, and the Church Missionary Society.

CRL's licensing activity continued to increase, to enable libraries to provide researchers specialized and critical documentation in electronic form, particularly in the areas of news, financial information, and other primary sources. Overall in FY15, CRL negotiated 33 offers for member database purchases from a wide range of publishers, with a total of 250 resources taken up by 115 different CRL libraries.

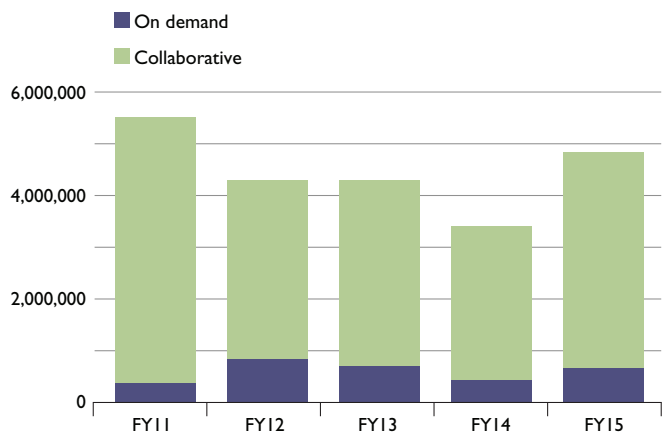
Borrowing Requests Filled, FY11-15



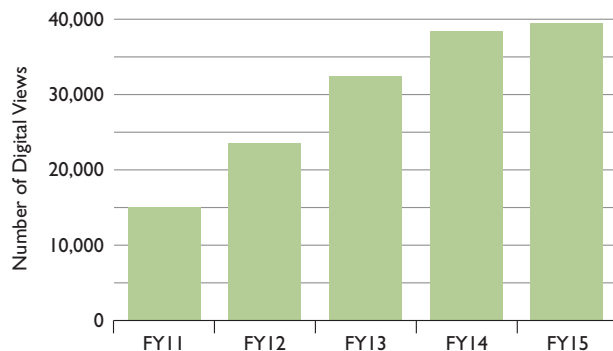
Items Supplied, FY11-15



Pages Digitized for CRL Members, FY11-15



Member Access to Digitized Material Hosted by CRL, FY11-15



FY15 CRL Purchase Proposal Acquisitions

La Dépêche Algérienne: journal politique quotidien (1885–1943)

185 reels; \$13,000

This conservative daily from Algeria was one of the highest-circulating papers of its time in the former French colony.

Church Missionary Society Archive. Section III: Central Records, Parts 12–22

210 reels; \$42,000

This collection consists of the society's records, correspondence, biographies, news, minutes, papers, diaries, and pamphlets relating to missions. It provides descriptions of medical works, education, social welfare, and the spread of Christianity in the various regions.

This continuing purchase will be acquired over three years.

The History of Nursing

9,359 fiche (3 vol. index); \$77,754

The History of Nursing historical collection chronicles the development of nursing education and the profession. Included are 1,500 monographs and 85,000 items such as letters, minutes, records, government reports, position

papers, and photographs providing insights into the lives of nursing pioneers. There are three parts, including the Adelaide Nutting Historical Nursing Collection, and the Archives of the Department of Nursing Education, Teachers College, Columbia University.

Newspapers from Vietnam

264 reels; \$39,600

Nearly twenty Vietnamese newspaper titles in French and Vietnamese from the Bibliothèque nationale de France, mostly from the 1920s–1930s. This is a continuing purchase that will be acquired over two years.

Public Housing Racial Policies and Civil Rights: The Inter-Group Relations Branch of the Federal Public Housing Administration, 1936–1963

44 reels; \$8,800

This set released in 2012 presents documents extending back to the establishment of federal public housing. It features directives and memoranda related to the Public Housing Administration's policies and

procedures. Among the documents are correspondence on policy about race, labor-based state activity records, and local housing authorities' policies on hiring minorities.

清宫内务府奏销档 (*Qing gong nei wu fu zou xiao dang*)

300 volumes; \$39,833

From the Archives of the Imperial Household Agency of the Qing dynasty, this collection contains 300 reprinted volumes of content held at the First Historical Archives of China. The Imperial Household Agency was—with 3,000 people—the largest political organization in the Qing dynasty. It managed the Imperial household including its food, apparel, library storage, construction, farming, security, hunting, salt administration, and some collections of taxes and tribute. The files included here are copies of the memorials on Interior Affairs as presented to the Emperor and his decisions.

Total list price of purchase proposal items: \$220,987

FY15 Shared Purchase Acquisitions

CRL thanks the following libraries for contributing to this year's Shared Purchase program:

- Carleton College
- University of Michigan
- Ohio University
- University of Pennsylvania
- Stanford University
- University of Washington
- University of Wisconsin – Madison

The following microfilm collections were acquired, and will benefit all member libraries.

Le Devoir (1910–1986) \$34,500

French-language newspaper published Monday–Saturday in Montreal, Quebec. This collection begins with the first issue published January 1910.

The Minneapolis Star (1958; 1960–1965) \$31,504

This was one of two major daily newspapers from Minneapolis at the

time. Later it combined with the *Tribune* to become the *Minneapolis Star Tribune*. Minneapolis was a major player in the folk music revival in the late 50's and early 60's.

Saga Shinbun (1936–1945) \$9,236

This daily publication is the major newspaper of Japan's Saga prefecture. The articles are in Japanese only.

Total list price of shared purchase items: \$75,240

FY15 CRL Electronic Resource Offers

Adam Matthew Digital
Church Missionary Society Periodicals

Alexander Street Press
60 Minutes: 1997–2014
Engineering Case Studies Online
Human Rights Studies Online
North American Indian Drama

Gale
Associated Press Collections Online
Brazilian and Portuguese History and
Culture: The Oliveira Lima Library
British Newspapers IV, 1780–1950
Nineteenth Century Collections Online
Smithsonian Collections Online

Oxford University Press
Electronic Enlightenment
Oxford Scholarly Editions Online
Social Explorer

ProQuest
American Periodicals from the Center for
Research Libraries (APCRL)
Early European Books
Historic Chinese Newspapers Collections
South China Morning Post
Women's Wear Daily

Other providers
BBC Monitoring
Data-Planet Statistical Datasets and Hosting
Services

EIU Country Analysis
EIU Data Solutions
EIU The Economist
Global Financial Data
IMF eLibrary
Landscan
New York Times
PrivCo
Statista
UKPress Online
World Biographical Information Services

Project Ceres Digitization Proposals Funded for FY15–16

University of Arkansas
Arkansas Extension Circulars

University of Florida
Increasing Accessibility to Rare Florida
Agricultural Publications, Phase II

Iowa State University
Iowa State University Experiment Station
Publications (1903–1988)

Kansas State University Libraries
Selected Years of a Kansas Agricultural
Newspaper, the *Grass & Grain*

University of Minnesota
Extending Our Reach: Enhancing and
Enabling Knowledge Transfer Through
University of Minnesota Agricultural
Experiment Station Documents

University of Missouri-Columbia, Ellis
Library
4-H Circulars

Regents of New Mexico State University
Selected Poultry, Fruits and Vegetables,
Cotton, and Livestock Serial Publications
of the NMSU Agricultural Extension

Service and the Agricultural Experiment
Station

Projects will be completed by August,
2015, with content available to
researchers through local institutional
repositories and the AgNIC catalog.
Information about preservation of the
print originals will be available through
PAPR, CRL's Print Archives Preservation
Registry.

Webinars Offered by CRL in FY15

2014

CRL Licensing and Acquisitions: 2014–15
(August)

News Webinar: Strategies for Access
(September)

Mining Big Economic Data (October)

CRL Collections and Services (October)

2015

Mining Big Economic Data II (February)

*Coming to Terms- Behind the New Liblicense
Model License* (March)

CRL Collections and Services (May)



THE IMPACT OF CRL: Excavating Attitudes on Opium Prohibition from CRL Records

Decades after administrative clerks carefully noted transactions between the Colonial Offices of the British Empire and the Malay States in the 1920s and 1930s, Harvard Fellow Diana Kim turned to these records to understand the dynamics of a robust opium trade between producers in British India and consumers in Southeast Asia in the late 19th and early 20th century. She sought to learn more about the conditions that led to opium's eventual transition from a legal commodity to a prohibited substance.

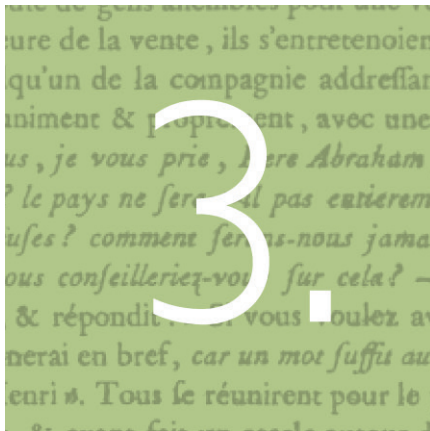
Dr. Kim discovered the archival materials held by CRL while conducting research at the British Library in 2010 for her PhD dissertation at the University of Chicago, *Empire's Penal Turn: The Rise of Opium Prohibition in Mainland Southeast Asia, 1870–1935*. Her research has expanded to a book-length project now under consideration by a university press.

“I had originally focused on British Burma, but for the book I have expanded the comparative focus to British Malaya and French Indochina,” she noted. “CRL staff members were very kind in helping me locate what I needed, pointing to microfilm holdings of possible interest at CRL. They were particularly helpful in putting together a list of colonial budget records for the British-ruled Straits Settlements.”

Her goal was to connect the dots—to trace how colonial revenue incentives competed with emerging acknowledgement of the dangers of widespread opium use. Before international conventions outlawed the opium trade altogether by the mid-1930s, prohibition measures were implemented incrementally and inconsistently.

“The primary sources I accessed through CRL are useful for excavating the anxieties that European state builders encountered in non-European settings with regard to opium smuggling and illicit consumption,” said Dr. Kim. “The multiple resources that CRL provides—government gazettes, newspapers, administrative reports, departmental correspondences—are invaluable for triangulating the ideas that actors held at the time and the economic realities they occupied. For me, the broader stakes to excavating ‘hidden’ activities and actors in the archives is to understand why prohibition happened when it did, the way it did.”

William Suddaby for
the Empire Marketing
Board, c. 1930. Library
and Archives Canada,
C-109435.



Informing and Supporting Library Investment in Print and Electronic Resources

Throughout the year CRL provides a variety of resources and opportunities to support informed investment in collections by member libraries. This year CRL conducted seven webinars on topics like licensing, text and data mining, and large economic databases. CRL also evaluated the workings of major digital providers to ensure that member investment in them provides a fair return for researchers. In July 2014, CRL released the findings of its preservation audit of the CLOCKSS (Controlled LOCKSS) archive of e-journals. As a community-governed repository serving and supported by a large number of CRL libraries, CLOCKSS is a significant component of the critical preservation infrastructure for scholarly and scientific communications.

CRL also convened gatherings to consider the state of preservation in two key domains: newspapers and print journals. In April, *Framing a Common Agenda for Newspaper Digitization and Preservation: an ICON Summit* brought together representatives of national and academic libraries, publishers and aggregators of news content, and funding organizations in an international gathering at the National Library of Sweden. To inform the discussions, CRL produced two discussion papers prior to the summit. The first, *State of the Art: A Comparative Analysis of Newspaper Digitization to Date*, identified the limitations of the major newspaper digitization efforts in the United States and Europe. Data from the ICON database revealed that these efforts are not concentrating on the most at-risk materials, such as publications on

deteriorating paper and those issued in unstable and developing regions. Newspaper digitization efforts funded by major efforts such as the Europeana Library, the National Endowment for the Humanities, and commercial publishers focus instead primarily on titles from developed countries, many of which have been microfilmed. The second study examined the content management capabilities and practices of major news databases, and identified the types of information needed by libraries and publishers to make informed decisions on management and digitization of newspapers. In consultation with some of the attending organizations, CRL is pursuing measures to correct these imbalances, and continues to press the issues with the publishers, funders, and libraries.

In June, CRL convened *Preserving America's Print Resources II* at the University of California, Berkeley. The purpose of PAPER II was to determine how CRL can further support the archiving and sharing of print serial collections by North American libraries. One striking revelation of the summit was that, as of December 2014, fewer than two in every one hundred periodical titles held by U.S. and Canadian libraries were archived—even in part—by a recognized print archiving program. Roger Schonfeld of Ithaka S+R, in his capstone remarks, made the sobering observation that “while we may have developed a strong network for managing down print, whether that will yield long-term preservation goals is quite another matter.” CRL will outline solution proposals early in FY 2016.



Sword and Freedom ❁ Schwert und Freiheit ❁ Glaive et Liberté

ЦЕНТРАЛЬНИЙ ОРГАН УКРАЇНСЬКОЇ НАЦІОНАЛЬНОЇ ГВАРДІЇ

Рік I

Жовтень-Листопад 1951

Ч. 3-4

Отаман Т. Бульба Боровець

Otaman T. Bulba-Borovetz

Російські емігранти
і Україна

The Russian Emigres
and Ukraine

**THE IMPACT OF CRL:
A Window into the Lives of Ukrainian Refugees,
1945–1954**

“CRL’s role in uniting these three distinctive holdings was incredibly important. . . The CRL platform allows us to unite the journal titles under a single access point.”

Mech i volia (Sword and Freedom), v. I nos. 3–4 Oct.–Nov. 1951, The digital Ukrainian Émigré Press Collection.

From the violent political upheavals in Ukraine in the 1930s and 1940s some 200,000 émigrés emerged, choosing to live in exile in Germany and other Western European countries after World War II instead of returning to the Soviet Union. Wherever they settled, they began organizing around civic, educational, and cultural interests, producing newsletters, pamphlets, and other documentation to connect and inform their various communities.

In July 2015, the Slavic and East European Materials Project at CRL (SEEMP) completed digitization of the Ukrainian Émigré Press Collection, encompassing some 90 titles published between 1945–1954, and now dispersed in holdings at Harvard University, the University of Toronto, and the Ukrainian Free Academy of Sciences in New York City.

These publications provide texture and detail about how a group of displaced people carried on with their personal and professional lives in the first decade after the war, including holding art exhibitions in refugee camps or compiling a guide to opportunities for continuing medical training in Germany. “Some of the titles had limited runs and were in poor condition, making them difficult to access or decipher,” said Judy Alspach, CRL’s area studies program manager. “In digitized format, scholars will have a clearer view into the daily lives of these émigrés.”

“CRL’s role in uniting these three distinctive holdings was incredibly important,” said Ksenya Kiebuszinski, Slavic resources specialist at the University of Toronto Libraries. “The holdings for any one title can be scattered across several institutions—from Toronto, to Cambridge, to New York City, to Munich,” she said. “The CRL platform allows us to unite the journal titles under a single access point.”

Board of Directors, Officers, and Committees, FY15

BOARD OF DIRECTORS

Elected April 2014

Richard Fyffe, Chair
Grinnell College

Leslie Weir, Vice Chair
University of Ottawa

Janice Welburn, Secretary
Marquette University

Scott Waugh, Treasurer
University of California, Los Angeles

Dan C. Hazen, Chair, Collections and
Services Policy Committee
Harvard University

Thomas Burish
University of Notre Dame

Susan Gibbons
Yale University

James Grossman
American Historical Association

Charles Henry
Council on Library and Information
Resources

James L. Hilton
University of Michigan

Susan Martin
University of Tennessee, Knoxville

Lars Schultz
University of North Carolina at Chapel Hill

Xuemao Wang
University of Cincinnati

Bernard F. Reilly, *ex officio*
President, Center for Research Libraries

EXECUTIVE COMMITTEE

Richard Fyffe, Chair
Grinnell College

Leslie Weir
University of Ottawa Library

Janice Welburn
Marquette University

Scott Waugh
University of California, Los Angeles

Bernard F. Reilly, *ex officio*
Center for Research Libraries

BUDGET AND FINANCE COMMITTEE

Scott Waugh, Chair
University of California, Los Angeles

Martha Brogan
University of Pennsylvania

James A. Cogswell
University of Missouri–Columbia

Paul Courant
University of Michigan

Que Nguyen
University of Chicago

Rick Schwieterman
Online Computer Library Center, Inc.

Bernard F. Reilly, *ex officio*
Center for Research Libraries

MEMBERSHIP COMMITTEE

Janice Welburn, Chair
Marquette University

Nancy Allen
University of Denver

Louis Pitschmann
University of Alabama

Sarah Pritchard
Northwestern University

Carton Rogers
University of Pennsylvania

Vicki Williamson
University of Saskatchewan

John G. Zenelis
George Mason University

Bernard F. Reilly, *ex officio*
Center for Research Libraries

NOMINATING COMMITTEE

Richard Fyffe, Chair
Grinnell College

Nancy Allen
University of Denver

Barbara Dewey
Pennsylvania State University

Virginia Steel
University of California, Los Angeles

Leslie Weir
University of Ottawa Library

Bernard F. Reilly, *ex officio*
Center for Research Libraries

HUMAN RESOURCES AND COMPENSATION COMMITTEE

Carolyn Henderson Allen, Chair
University of Arkansas

Mary Case
University of Illinois at Chicago

Deborah Jakubs
Duke University

Sheila Johnson
Oklahoma State University Library

Susan Zappen
Skidmore College

Bernard F. Reilly, *ex officio*
Center for Research Libraries

CRL COLLECTIONS AND SERVICES POLICY COMMITTEE

Dan C. Hazen, Chair
Harvard University

Martha Hruska
University of California, San Diego

Mary Molinaro
University of Kentucky

Carmelita Pickett
University of Iowa

Greg Raschke
North Carolina State University

Bradley L. Schaffner
Carleton College

Bryan Skib
University of Michigan

Karla Strieb
Ohio State University

Caitlin Tillman
University of Toronto

Bernard F. Reilly, *ex officio*
Center for Research Libraries

CRL EXECUTIVE AND MANAGERIAL STAFF

Bernard F. Reilly
President

Yvonne Jefferson
Assistant to the President

James Simon
Vice President of Collections and Services

Raymond Sallay
Controller

Judith Alspach
Area Studies Program Manager

Bethany Bates
Head, Stack Management

Virginia Kerr
Head, Communications and Development

Patrick J. Lummen
Head of Facilities and Collection
Environment

Mary Wilke
Member Liaison and Outreach Services
Director

Kevin Wilks
Head, Access Services

Amy Wood
Director of Technical Services

Patricia Xia
Director of Information Systems

SENIOR ADVISORS

Stephen Bosch
Global Resources Advisor for Science,
Technology, and Engineering

Ann Shumelda Okerson
CRL Advisor on Electronic Resources
Strategy

Member Institutions, FY15

listed by the year they first joined CRL

1949

University of Chicago
University of Illinois at Urbana-Champaign
Indiana University
University of Iowa
University of Kansas
Michigan State University
University of Minnesota
Northwestern University
Purdue University

1950

University of Cincinnati
University of Notre Dame
University of Wisconsin

1951

Wayne State University

1953

Ohio State University

1957

Marquette University

1959

University of Kentucky

1962

University of Missouri

1963

University of Toronto

1967

University of British Columbia
University of California, Los Angeles
Cornell University
Harvard University
Iowa State University
Loyola University of Chicago
University of Pittsburgh
Princeton University
University of Rochester
University of Utah

1968

Arizona State University
Kent State University
Washington University in St. Louis
Western Michigan University

1969

University of California, Santa Barbara
Carleton University
Northern Illinois University
Ohio University

1970

Florida Atlantic University
University of Illinois at Chicago
University of Michigan
Rutgers, The State University of New Jersey
Temple University
Texas A & M University

1971

City University of New York
Columbia University
University of Tennessee

1972

University of Arkansas
University of Windsor

1973

Binghamton University
Chicago State University
University of Denver
Florida State University
University of Houston
Kansas State University
University of Massachusetts, Boston
McGill University
University of Missouri
University of New Mexico
New York Public Library
University of Pennsylvania
Princeton Theological Seminary
Wright State University
Yale University

1974

University of Florida
Lake Forest College
University of Oregon

1975

Vanderbilt University

1976

University of Akron
University of Colorado

University of Delaware
University of Georgia
United States Environmental Protection Agency

1977

University of Arizona
Arkansas State University
DePaul University
University of North Carolina
University of South Carolina
Stony Brook University
University of Texas–Austin
Tulane University
University of Virginia

1978

Colby College
University of Massachusetts, Amherst
Middlebury College
University of Oklahoma
Oklahoma State University
University of Vermont
University of Washington

1979

University of California, Berkeley
University of California, Davis
University of California, Irvine
University of California, Riverside
University of California, San Diego
University of California, Santa Cruz

1980

Carnegie Mellon University
Florida International University
Miami University of Ohio

1983

Brigham Young University
National Humanities Center
North Carolina State University
York University

1985

Oregon State University
Valparaiso University
University of Western Ontario

1987

Case Western Reserve University

1989

College of William & Mary
University of Southern California

1990

University of Alabama

1991

University of Maryland, College Park
Virginia Tech

1993

University of Alberta
Bowling Green State University
University of Dayton
Duke University
University of North Texas

1994

The Claremont Colleges
Emory University
George Mason University

1996

Kenyon College
New York University
University of Ottawa
College of Wooster

1998

University of Calgary
Paul H. Nitze School of Advanced
International Studies at Johns Hopkins
University

1999

Ashland University
Oberlin College
Pennsylvania State University
Texas Tech University
University of Texas at San Antonio

2000

University of Victoria

2005

Carleton College
Colorado College
Georgia State University
Grinnell College
Knox College
Monmouth College

2006

University of Connecticut
University of Manitoba
University of South Florida

2008

Athabasca University
Brock University
Canisius College
Colgate University
Dartmouth College
Field Museum
Lakehead University
Le Moyne College
McMaster University
Ontario College of Art and Design
Queen's University
University of Regina
Rhodes State College
University of Saskatchewan
Siena College
Simon Fraser University
Saint Lawrence University
Trent University
Vassar College
Wilfrid Laurier University

2009

Adler School of Professional Psychology
Benedictine University
Hope College
The Newberry Library
The School of the Art Institute of Chicago
Skidmore College

2010

Illinois Wesleyan University
Millikin University

2011

Carroll College
University of Central Florida
Georgia Southern University
University of North Florida
University of Northern British Columbia
Olivet Nazarene University
University of the South
Williams College

2012

Baruch College—CUNY
Baylor University
University of California, Merced

College of Staten Island—CUNY
Graduate Center—CUNY
Mississippi State University
Norwich University
West Virginia University
Westminster College

2013

Bard College
Boston College
Carthage College
Chicago Botanic Garden
Kennesaw State University
University of Nebraska
Northeastern University
Presbyterian College

2014

Luther College
University of Lethbridge
Mount Holyoke
Saint Olaf
Smith College
Stanford University
Trinity University

2015

Amherst College
California Polytechnic State University
Hampshire College
High Point University
Illinois College of Optometry
University of Miami
National Agricultural Library
Pepperdine University
Rollins College
University of San Diego
Southern Methodist University

GLOBAL MEMBERS**2006**

University of Hong Kong

2015

Max Planck Institute for Human
Development
Nalanda University

AFFILIATE MEMBERS**1981**

Association of Research Libraries (ARL)

1983

Online Computer Library Center (OCLC)

Current Members of Global Resources Programs as of June 30, 2015

CAMP (Cooperative Africana Materials Project)

Afrika-Studiecentrum (Leiden, The Netherlands)
Bodleian Library of Commonwealth & African Studies at Rhodes House
Boston University
University of California, Berkeley
University of California, Los Angeles
University of Cambridge, African Studies Center
University of Chicago
Columbia University
Cornell University
Dartmouth College
Duke University
Emory University
University of Florida
Georgetown University
Harvard University
Harry S. Truman Research Institute, Hebrew University
University of Illinois at Urbana-Champaign
Indiana University
University of Iowa
University of Kansas
Library of Congress
School of Oriental and African Studies, University of London
Michigan State University
University of Michigan
University of Minnesota
New York Public Library
New York University
Nordic Africa Institute
University of North Carolina
Northwestern University
University of Notre Dame
Ohio State University
Ohio University
University of Pennsylvania
Princeton University
Rutgers University
Southern Methodist University
Stanford University
Syracuse University
Temple University
University of Toronto
Vanderbilt University
University of Virginia
Washington University

University of Wisconsin-Madison
Yale University

African Affiliates

University of Cape Town
Mountains of the Moon University

CIFNAL (Collaborative Initiative for French Language Collections)

University of Alberta
Université des Antilles et de la Guyane
Brigham Young University
University of British Columbia
Brown University
University of California, Berkeley
University of California, Los Angeles
University of California, San Diego
University of California, Santa Cruz
University of Chicago
University of Colorado, Boulder
Cornell University
University of Denver
Duke University
University of Florida
Harvard University
University of Illinois, Urbana-Champaign
Indiana University
University of Iowa
John Carter Brown Library
Johns Hopkins University
University of Manitoba
University of Maryland, College Park
University of Michigan
University of Minnesota
New York Public Library
New York University
Newberry Library
University of North Carolina
Northwestern University
University of Notre Dame
University of Ottawa
Pennsylvania State University
University of Pennsylvania
Princeton University
Reed College
Smith College
Stanford University
University of Toronto
University of Utah
Vanderbilt University
University of Vermont
University of Virginia
University of Washington
University of Wisconsin
Yale University
York University

GNARP (German-North American Resources Partnership)

University of Alabama
University of Alberta
Brigham Young University
Brown University
University of California, Berkeley
University of California, Irvine
University of California, Los Angeles
University of California, San Diego
University of California, Santa Cruz
University of Chicago
University of Cincinnati
University of Colorado, Boulder
Cornell University
Dartmouth College
University of Delaware
Duke University
Georgetown University
Harvard University
University of Illinois, Urbana-Champaign
Indiana University
University of Iowa
Johns Hopkins University
University of Kentucky
Library of Congress
University of Manitoba
University of Maryland, College Park
University of Michigan
Michigan State University
University of Minnesota
New York University
University of North Carolina
Northwestern University
University of Notre Dame
Pennsylvania State University
University of Pennsylvania
Princeton University
Rice University
Rutgers University
Stanford University
University of Toronto
University of Utah
Vanderbilt University
Washington University
University of Washington
University of Waterloo
University of Wisconsin
Yale University

German Partners

Bayerische Staatsbibliothek
Goethe-Institute, New York
Humboldt Universität zu Berlin
Niedersächsische Staats- und
 Universitätsbibliothek Göttingen
Universitätsbibliothek Tübingen
Universitäts- und Landesbibliothek
 Sachsen-Anhalt, Halle

LAMP

Brigham Young University
Brown University
University of California, Berkeley
University of California, Irvine
University of California, Los Angeles
University of California, Riverside
University of California, San Diego
University of California, Santa Barbara
University of California, Santa Cruz
University of Chicago
Columbia University
University of Connecticut
Cornell University
Dartmouth College
Duke University
Emory University
University of Florida
Harvard University
University of Illinois, Urbana-Champaign
Indiana University
University of Iowa
University of Kansas
Library of Congress
University of Massachusetts-Amherst
University of Miami
Michigan State University
University of Michigan
University of Minnesota
University of New Mexico
New Mexico State University
New York Public Library
New York University
University of North Carolina
University of Notre Dame
Ohio State University
University of Pennsylvania
University of Pittsburgh
Princeton University
Rice University
Rutgers University
University of Southern California
Stanford University
University of Texas
University of Toronto
Tulane University
Vanderbilt University
University of Virginia
University of Wisconsin
Yale University

LARRP (Latin Americanist Research Resources Project)

University of Arizona
Arizona State University
Boston College
Brigham Young University
University of California, Berkeley
University of California, Los Angeles
University of California, San Diego
University of California, Santa Barbara
Columbia University
University of Connecticut
Cornell University
Dartmouth College
Duke University
Emory University
University of Florida
Florida International University
Harvard University
University of Illinois, Urbana-Champaign
Indiana University
University of Kansas
Library of Congress
University of Massachusetts, Amherst
University of Miami
University of Michigan
Michigan State University
University of Minnesota
University of New Mexico
New York University
University of North Carolina
University of Notre Dame
Ohio State University
Ohio University
University of Pennsylvania
University of Pittsburgh
Princeton University
Rice University
Rutgers University
University of South Florida
University of Southern California
Syracuse University
University of Texas
University of Toronto
Tulane University
Vanderbilt University
University of Wisconsin
Yale University

Latin American Affiliates

Biblioteca Inca
Centro de Investigaciones Regionales de Mesoamerica
Instituto de Estudios Peruanos
Universidad de Puerto Rico, Rio Piedras
Universidade Federal do Rio Grande do Sul
Universidade de San Andres
University of the West Indies/St. Augustine

MEMP (Middle East Materials Project)

American University in Cairo
American University of Beirut
University of Arizona
Brigham Young University
Brown University
University of California, Berkeley
University of California, Los Angeles
University of California, Santa Barbara
University of Chicago
Columbia University
Cornell University
Duke University
Georgetown University
Harvard University
University of Illinois, Urbana-Champaign
Indiana University
University of Iowa
Library of Congress
McGill University
Michigan State University
University of Michigan
University of Minnesota
National Library of Israel
New York Public Library
New York University
University of North Carolina
University of Notre Dame
Ohio State University
University of Pennsylvania
Princeton University
University of Southern California
Stanford University
University of Texas
University of Toronto
University of Washington
Washington University
Yale University

SAMP (South Asia Materials Project)

University of British Columbia
 Brown University
 University of California, Berkeley
 University of California, Los Angeles
 University of Chicago
 Columbia University
 Cornell University
 Duke University
 Emory University
 Harvard University
 University of Hawaii
 University of Illinois, Urbana-Champaign
 Indiana University
 University of Iowa
 Kansas State University
 Library of Congress
 University of Michigan
 University of Minnesota
 University of Missouri
 New York Public Library
 New York University
 University of North Carolina
 North Carolina State University
 University of Notre Dame
 Ohio State University
 University of Pennsylvania
 Princeton University
 Rutgers University
 Syracuse University
 University of Texas
 University of Toronto
 University of Virginia
 University of Washington
 Washington University
 University of Wisconsin
 Yale University

SEAM (Southeast Asia Materials Project)

Arizona State University
 University of British Columbia
 University of California, Berkeley
 University of California, Irvine
 University of California, Los Angeles
 University of California, Riverside
 University of Chicago
 Columbia University
 Cornell University
 Duke University
 Harvard University
 University of Hawaii

Indiana University
 Leiden University
 Library of Congress
 University of Michigan
 National Chi Nan University
 University of North Carolina
 Northern Illinois University
 University of Notre Dame
 Ohio University
 University of Oregon
 Princeton University
 Stanford University
 University of Toronto
 University of Washington
 University of Wisconsin
 Yale University

SEEMP (Slavic and East European Materials Project)

University of Arizona
 Arizona State University
 University of California, Berkeley
 University of California, Los Angeles
 University of Chicago
 Columbia University
 Cornell University
 Duke University
 University of Florida
 George C. Marshall European Center for Security Studies
 George Washington University
 Harvard University
 University of Illinois, Urbana-Champaign
 Indiana University
 University of Iowa
 University of Kansas
 Library of Congress
 University of Michigan
 University of Minnesota
 New York Public Library
 New York University
 University of North Carolina
 University of Notre Dame
 Ohio State University
 University of Pittsburgh
 Princeton University
 Stanford University
 University of Texas
 University of Toronto
 University of Washington
 Yale University

TRAIL (Technical Report Archive & Image Library)

Arizona State University
 University of Arizona
 University of Arkansas
 Baylor University
 Brigham Young University
 California Institute of Technology
 University of California, San Diego
 University of Cincinnati
 Colorado State University
 University of Colorado, Boulder
 Georgia Institute of Technology
 Harvard University
 University of Houston
 University of Illinois, Urbana-Champaign
 Indiana University
 University of Iowa
 Iowa State University
 Kansas State University
 Massachusetts Institute of Technology
 University of Massachusetts, Amherst
 University of New Mexico
 University of Nevada, Las Vegas
 University of North Texas
 University of Notre Dame
 Oklahoma State University
 Oregon State University
 Pennsylvania State University
 Princeton University
 Purdue University
 Rice University
 Stanford University
 Texas A & M University
 University of Texas, San Antonio
 Texas Tech University
 Utah State University
 University of Utah
 Washington State University
 University of Washington
 University of Wisconsin

CENTER FOR RESEARCH LIBRARIES

FINANCIAL STATEMENTS

JUNE 30, 2015

CENTER FOR RESEARCH LIBRARIES

FINANCIAL STATEMENTS WITH SUPPLEMENTARY INFORMATION

JUNE 30, 2015 AND 2014

CONTENTS

Report of Independent Auditors	1
Statements of Financial Position	3
Statements of Activities	4
Statements of Cash Flows	5
Notes to Financial Statements	6
Supplementary Information	
Schedule of Functional Expenses and Collection Expenditures	16
Schedule of Program Revenue and Expenses - Grants	17

REPORT OF INDEPENDENT AUDITORS

To the Board of Directors of
Center for Research Libraries

Report on the Financial Statements

We have audited the accompanying financial statements of Center for Research Libraries (the Center), which comprise the statements of financial position as of June 30, 2015 and 2014 and the related statements of activities and of cash flows for the years then ended, and the related notes to the financial statements.

Management's Responsibility for the Financial Statements

Management is responsible for the preparation and fair presentation of these financial statements in accordance with accounting principles generally accepted in the United States of America; this includes the design, implementation, and maintenance of internal control relevant to the preparation and fair presentation of financial statements that are free from material misstatement, whether due to fraud or error.

Auditors' Responsibility

Our responsibility is to express an opinion on these financial statements based on our audits. We conducted our audits in accordance with auditing standards generally accepted in the United States of America. Those standards require that we plan and perform the audits to obtain reasonable assurance about whether the financial statements are free from material misstatement.

An audit involves performing procedures to obtain audit evidence about the amounts and disclosures in the financial statements. The procedures selected depend on the auditor's judgment, including the assessment of the risks of material misstatement of the financial statements, whether due to fraud or error. In making those risk assessments, the auditor considers internal control relevant to the entity's preparation and fair presentation of the financial statements in order to design audit procedures that are appropriate in the circumstances, but not for the purpose of expressing an opinion on the effectiveness of the Center's internal control. Accordingly, we express no such opinion. An audit also includes evaluating the appropriateness of accounting policies used and the reasonableness of significant accounting estimates made by the Center's management, as well as evaluating the overall presentation of the financial statements.

We believe that the audit evidence we have obtained is sufficient and appropriate to provide a basis for our audit opinion.

Opinion

In our opinion, the financial statements referred to in the first paragraph present fairly, in all material respects, the financial position of Center for Research Libraries as of June 30, 2015 and 2014, and the changes in its net assets and its cash flows for the years then ended, in accordance with accounting principles generally accepted in the United States of America.

Other Matter

Our audits were conducted for the purpose of forming an opinion on the financial statements as a whole. The accompanying supplementary information on pages 16 through 18 is presented for purposes of additional analysis and is not a required part of the financial statements. Such information is the responsibility of management and was derived from and relates directly to the underlying accounting and other records used to prepare the financial statements. The information has been subjected to the auditing procedures applied in the audits of the financial statements and certain additional procedures, including comparing and reconciling such information directly to the underlying accounting and other records used to prepare the financial statements or to the financial statements themselves, and other additional procedures in accordance with auditing standards generally accepted in the United States of America. In our opinion, the information is fairly stated in all material respects in relation to the financial statements as a whole.

Legacy Professionals LLP

Chicago, Illinois

December 4, 2015

CENTER FOR RESEARCH LIBRARIES

STATEMENTS OF FINANCIAL POSITION

JUNE 30, 2015 AND 2014

	<u>2015</u>	<u>2014</u>
ASSETS		
Cash and cash equivalents	\$ 3,623,879	\$ 2,704,846
Accounts receivable	464,957	436,343
Grants receivable	138,904	2,404
Prepaid expenses	242,080	777,426
Deferred financing costs	86,907	95,634
Investments	8,023,702	7,900,397
Property and equipment - net	<u>2,955,188</u>	<u>2,923,805</u>
Total assets	<u>\$ 15,535,617</u>	<u>\$ 14,840,855</u>
LIABILITIES AND NET ASSETS		
LIABILITIES		
Accounts payable and accrued expenses	\$ 831,005	\$ 1,153,777
Due to database vendors	1,278,807	717,336
Deferred revenue	4,162,777	3,294,530
Loan payable	<u>983,014</u>	<u>1,075,621</u>
Total liabilities	<u>7,255,603</u>	<u>6,241,264</u>
NET ASSETS		
Unrestricted		
Operating	2,658,823	3,017,406
Area Microform Projects	3,084,352	2,899,771
Net investment in property and equipment	<u>1,972,174</u>	<u>1,848,184</u>
Total	7,715,349	7,765,361
Temporarily restricted	<u>564,665</u>	<u>834,230</u>
Total net assets	<u>8,280,014</u>	<u>8,599,591</u>
Total liabilities and net assets	<u>\$ 15,535,617</u>	<u>\$ 14,840,855</u>

See accompanying notes to financial statements.

CENTER FOR RESEARCH LIBRARIES

STATEMENTS OF ACTIVITIES

YEARS ENDED JUNE 30, 2015 AND 2014

	2015			2014		
	<u>Unrestricted</u>	<u>Temporarily Restricted</u>	<u>Total</u>	<u>Unrestricted</u>	<u>Temporarily Restricted</u>	<u>Total</u>
REVENUE AND OTHER SUPPORT						
Membership cost share	\$ 6,121,706	\$ -	\$ 6,121,706	\$ 6,024,275	\$ -	\$ 6,024,275
Area Microform Projects	876,793	-	876,793	2,089,893	-	2,089,893
Grants	152,835	212,700	365,535	154,334	894,500	1,048,834
Cataloging revenue	44,634	-	44,634	17,876	-	17,876
Newspaper microfilm sales	24,284	-	24,284	79,394	-	79,394
Microform sales and subscriptions	29,251	-	29,251	25,257	-	25,257
Investment income	123,229	76	123,305	447,557	-	447,557
Other income	164,231	-	164,231	85,830	-	85,830
Net assets released from restrictions	482,341	(482,341)	-	197,608	(197,608)	-
Total revenue and other support	<u>8,019,304</u>	<u>(269,565)</u>	<u>7,749,739</u>	<u>9,122,024</u>	<u>696,892</u>	<u>9,818,916</u>
EXPENSES						
Program	5,586,413	-	5,586,413	5,324,884	-	5,324,884
Management and general	969,201	-	969,201	942,376	-	942,376
Fundraising	157,665	-	157,665	145,611	-	145,611
Total expenses	<u>6,713,279</u>	<u>-</u>	<u>6,713,279</u>	<u>6,412,871</u>	<u>-</u>	<u>6,412,871</u>
CHANGE IN NET ASSETS BEFORE COLLECTION ITEMS PURCHASED AND NOT CAPITALIZED	1,306,025	(269,565)	1,036,460	2,709,153	696,892	3,406,045
COLLECTION ITEMS PURCHASED AND NOT CAPITALIZED	<u>1,356,037</u>	<u>-</u>	<u>1,356,037</u>	<u>1,100,063</u>	<u>-</u>	<u>1,100,063</u>
CHANGE IN NET ASSETS	(50,012)	(269,565)	(319,577)	1,609,090	696,892	2,305,982
NET ASSETS						
Beginning of year	<u>7,765,361</u>	<u>834,230</u>	<u>8,599,591</u>	<u>6,156,271</u>	<u>137,338</u>	<u>6,293,609</u>
End of year	<u>\$ 7,715,349</u>	<u>\$ 564,665</u>	<u>\$ 8,280,014</u>	<u>\$ 7,765,361</u>	<u>\$ 834,230</u>	<u>\$ 8,599,591</u>

See accompanying notes to financial statements.

CENTER FOR RESEARCH LIBRARIES

STATEMENTS OF CASH FLOWS

YEARS ENDED JUNE 30, 2015 AND 2014

	<u>2015</u>	<u>2014</u>
CASH FLOWS FROM OPERATING ACTIVITIES		
Member cost share and non-member fees received	\$ 8,662,003	\$ 7,566,015
Grants and contributions received	229,035	1,289,436
Interest and dividends received	78,695	73,506
Cash paid to suppliers and employees	(6,054,927)	(5,855,148)
Interest paid	<u>(44,887)</u>	<u>(23,147)</u>
Net cash provided by operating activities	<u>2,869,919</u>	<u>3,050,662</u>
CASH FLOWS FROM INVESTING ACTIVITIES		
Purchase of investments	(78,695)	(573,506)
Sale of investments	-	28,083
Purchase of collections	(1,356,037)	(1,100,063)
Purchase of property and equipment	<u>(423,547)</u>	<u>(186,372)</u>
Net cash (used in) investing activities	<u>(1,858,279)</u>	<u>(1,831,858)</u>
CASH FLOWS FROM FINANCING ACTIVITIES		
Proceeds received on loan	-	1,113,630
Principal payments on loan	<u>(92,607)</u>	<u>(1,198,536)</u>
Net cash (used in) investing activities	<u>(92,607)</u>	<u>(84,906)</u>
NET INCREASE IN CASH AND CASH EQUIVALENTS	919,033	1,133,898
CASH AND CASH EQUIVALENTS		
Beginning of year	<u>2,704,846</u>	<u>1,570,948</u>
End of year	<u>\$ 3,623,879</u>	<u>\$ 2,704,846</u>
RECONCILIATION OF CHANGE IN NET ASSETS TO NET CASH PROVIDED BY OPERATING ACTIVITIES		
Change in net assets	\$ (319,577)	\$ 2,305,982
Adjustments to reconcile change in net assets to net cash provided by operating activities		
Collections purchased	1,356,037	1,100,063
Bad debt expense	2,700	-
Depreciation expense	392,164	383,375
Realized and unrealized (gain) on investments	(44,610)	(374,051)
Amortization of deferred financing cost	8,727	6,329
Changes in operating assets and liabilities		
Accounts receivable	(31,314)	(152,559)
Grants receivable	(136,500)	240,602
Prepaid expenses and other	535,346	(202,525)
Accounts payable and accrued expenses	(322,772)	347,397
Due to database vendors	561,471	(120,208)
Deferred revenue	<u>868,247</u>	<u>(483,743)</u>
NET CASH PROVIDED BY OPERATING ACTIVITIES	<u>\$ 2,869,919</u>	<u>\$ 3,050,662</u>

See accompanying notes to financial statements.

CENTER FOR RESEARCH LIBRARIES

NOTES TO FINANCIAL STATEMENTS

JUNE 30, 2015 AND 2014

NOTE 1. NATURE OF ACTIVITIES

Center for Research Libraries (the Center) is a membership consortium of institutions with significant academic and research libraries. The Center's mission is to foster and advance scholarly and scientific research through cost-effective, cooperative programs that provide reliable access through traditional and electronic means to unique and unusual collections of library materials in all appropriate formats, international in scope and comprehensive in disciplines.

A majority of the Center's revenue is derived from membership cost share assessments. Other revenue and support consist of grants and sales of materials reproduced.

The following provides a brief description of the Center's program services:

Collections Storage and Maintenance - The Center maintains active and inactive collections consisting of an estimated five million volumes or equivalents in its repository facility. These collections are in paper, microform and electronic media. Activities associated with storage and physical maintenance of the Center's film and paper collections include sorting, shelving, labeling, housing, and binding conservation work. Also included are the costs of maintaining, monitoring and improving the portion of the building dedicated to collections storage, including climate control and other functions.

Acquisitions - This program consists of activities supporting the acquisition and processing of collection materials, including surveying of members on collection needs, selection and subscription costs, ordering, transporting and receiving materials.

Conversion of Materials - The Center preserves unique and at-risk cultural and historical materials through microfilming and digital conversion. Materials are organized, analyzed, collated and shipped to and from service providers by the Center and partner organizations. Film and digital copies are produced and distributed.

Service and Delivery - The Center delivers an estimated 33 million pages of collection materials to member institutions and other clients each year. Activities include receiving and processing requests for the Center's collection materials from member libraries and clients, retrieval and preparation of materials for delivery, shipping, fulfillment of electronic document delivery requests, receipt and re-shelving of returned materials and fulfillment and processing of member purchase requests for individual items.

NOTE 1. NATURE OF ACTIVITIES (CONTINUED)

Continued from previous page (continued)

Cataloging and Metadata - This program involves production and processing of preliminary and final catalog records, finding aids for the Center's collection materials and metadata for electronic resources including those produced and/or acquired by the Center.

Area Microform Projects (AMPS) - This program involves specific support for the Area Microform Projects and other self-funded area studies projects undertaken by the Center for partner organizations. Activities include identification and procurement of materials for preservation, microfilming and digitization as well as conversion and cataloging of those materials.

Grants - The Center receives grants to fund preservation, cataloging, union lists, acquisitions and other activities, either independently or as a partner in cooperative projects. These grants are normally from private philanthropies or from the U.S. federal government.

NOTE 2. SUMMARY OF SIGNIFICANT ACCOUNTING POLICIES

Basis of Accounting - The Center's financial statements have been prepared on the accrual basis of accounting in accordance with generally accepted accounting principles.

Financial Statement Presentation - In order to conform to provisions of generally accepted accounting principles, the Center, as a not-for-profit entity, is required to report information regarding its financial position and activities in three classes of net assets: unrestricted, temporarily restricted, and permanently restricted. Net assets are generally reported as unrestricted unless assets are received from donors with explicit stipulations that limit the use of the asset. The Center has determined that no net assets are permanently restricted as of June 30, 2015 and 2014. Voluntary resolutions by the Board of Directors to designate a portion of the Center's unrestricted net assets for specific purposes do not result in restricted funds. Since designations are voluntary and may be reversed by the Board at any time, Board designated net assets are considered unrestricted net assets.

Cash and Cash Equivalents - Short-term interest bearing cash are considered to be investments.

Investments - The investments of the Center are reported at fair value. The fair value of a financial instrument is the amount that would be received to sell that asset (or paid to transfer a liability) in an orderly transaction between market participants at the measurement date (the exit price). Purchases and sales of the investments are reflected on a trade-date basis. Dividend income is recorded on the ex dividend date. Interest income is recorded on the accrual basis.

NOTE 2. SUMMARY OF SIGNIFICANT ACCOUNTING POLICIES (CONTINUED)

Accounts and Grants Receivable - Accounts and grants receivable are stated at the amounts that the Center expects to collect from outstanding balances. Bad debts, which are typically minimal, are written off as incurred.

Deferred Financing Costs - The costs incurred in obtaining the Center's loan have been deferred and are being amortized over the life of the loan.

Property and Equipment - Property and equipment with a cost in excess of \$1,000 and a useful life greater than one year are recorded at cost and depreciated using the straight-line method over the estimated useful lives of the assets. Estimated lives range from three to ten years for furniture and equipment and thirty years for building and improvements. Upon sale or retirement, the cost and related accumulated depreciation are eliminated from the respective accounts and the resulting gain or loss is included in the statements of activities. Property and equipment are reviewed for impairment when events or changes in circumstances indicate that the carrying amount of the assets may not be recoverable. There were no impairment charges for the years ended June 30, 2015 or June 30, 2014.

Collections - The Center has an extensive collection of library materials, which is held for research purposes. The materials were acquired through purchases and contributions since the Center's inception. The Center has adopted a policy of not capitalizing collection expenditures in its financial statements.

Purchases of collection items are recorded as decreases in unrestricted net assets in the year in which the items are acquired and a release of temporarily restricted net assets if acquired with such funds. Contributed collection items are not reflected in the financial statements. Proceeds from disposals or insurance recoveries are reflected as increases in the appropriate net asset class.

The collections are subject to a policy that requires proceeds from their sales to be used to acquire other collection items. No collection items were disposed of through sales during the years ended June 30, 2015 and 2014.

Due to Database Vendors - Beginning in 2013 the Center began acting as a conduit on behalf of the members by collecting and then remitting database vendor subscription premiums on their behalf. Payments received in advance are accounted for as due to database vendors at year end.

NOTE 2. SUMMARY OF SIGNIFICANT ACCOUNTING POLICIES (CONTINUED)

Grants and Contributions - Grants and contributions received are recorded as unrestricted or temporarily restricted support, depending on the existence and nature of any donor-imposed restrictions on the use of the funds. Contributions reported as temporarily restricted support are released to unrestricted net assets when the donor restriction expires, that is, when a stipulated time restriction ends or a purpose restriction is accomplished, and are reported in the statements of activities as net assets released from restrictions.

Revenue Recognition - Membership cost share assessments are recognized as revenue during the membership year. Dues received in advance of the membership year are accounted for as deferred revenue at year end. Revenue from cost reimbursement type grants is recognized as grant related costs are incurred. Grant funds received in advance are accounted for as deferred revenue. AMPS funds received for projects during the year are recognized as unrestricted revenue. Those AMPS funds received in advance of the project year are accounted for as deferred revenue.

Allocation of Expenses - The costs of providing the Center's various programs and supporting services have been summarized on a functional basis in the statements of activities. Accordingly, certain costs have been allocated among the programs and supporting services on the basis of management estimates of direct salary expenses, physical space occupied and programs benefited.

Income Taxes - The Center is exempt from federal income taxes under Section 501(c)(3) of the Internal Revenue Code. Accordingly, there is no provision for income taxes recorded in the accompanying financial statements.

The Center files Form 990, *Return of Organization Exempt from Income Tax*. The Center's returns are subject to examination by the Internal Revenue Service until the applicable statute of limitations expires.

Management Estimates and Assumptions - The preparation of financial statements in conformity with accounting principles generally accepted in the United States requires management to make estimates and assumptions that affect the amounts reported in the financial statements and accompanying notes. Actual results could differ from those estimates.

Reclassifications - Certain reclassifications have been made to prior year amounts to conform to the presentation for the current year.

Subsequent Events - Subsequent events have been evaluated through December 4, 2015, which is the date the financial statements were available to be issued.

NOTE 3. INVESTMENTS

The composition of investments at June 30, 2015 and 2014 is as follows:

	<u>2015</u>	<u>2014</u>
Mutual funds		
Equity	\$ 1,168,302	\$ 2,293,611
Fixed income	2,750,760	1,503,006
Money market funds	<u>4,104,640</u>	<u>4,103,780</u>
	<u>\$ 8,023,702</u>	<u>\$ 7,900,397</u>

Investment income for the years ended June 30, 2015 and 2014 is as follows:

	<u>2015</u>	<u>2014</u>
Interest and dividends	\$ 78,695	\$ 73,506
Realized and unrealized gains	<u>44,610</u>	<u>374,051</u>
Total investment income	<u>\$ 123,305</u>	<u>\$ 447,557</u>

NOTE 4. FAIR VALUE MEASUREMENTS

The *Fair Value Measurements and Disclosures* Topic of the FASB Accounting Standards Codification established a fair value hierarchy that prioritizes the inputs to valuation techniques used to measure fair value. The hierarchy gives the highest priority to unadjusted quoted prices in active markets for identical assets or liabilities (Level 1 measurements) and the lowest priority to unobservable inputs (Level 3 measurements). The three levels of the fair value hierarchy are described below:

Basis of Fair Value Measurement

- Level 1 Unadjusted quoted prices in active markets that are accessible at the measurement date for identical, unrestricted assets or liabilities

- Level 2 Quoted prices in markets that are not considered to be active or financial instruments for which all significant inputs are observable, either directly or indirectly

- Level 3 Prices or valuations that require inputs that are both significant to the fair value measurement and unobservable

NOTE 4. FAIR VALUE MEASUREMENTS (CONTINUED)

The following tables set forth, by level within the fair value hierarchy, the Center's investment assets at fair value as of June 30, 2015 and 2014. As required, assets and liabilities are classified in their entirety based on the lowest level of input that is significant to the fair value measurement. The Center had no investment assets at fair value classified within Level 3 at June 30, 2015 and 2014.

	Fair Value Measurements at 06/30/15 Using			
	Total	Quoted Prices in Active Markets for Identical Assets (Level 1)	Significant Other Observable Inputs (Level 2)	Significant Unobservable Inputs (Level 3)
Mutual funds				
Equity	\$ 1,168,302	\$ 1,168,302	\$ -	\$ -
Fixed income	2,750,760	2,750,760	-	-
Money market funds	4,104,640	-	4,104,640	-
	<u>\$ 8,023,702</u>	<u>\$ 3,919,062</u>	<u>\$ 4,104,640</u>	<u>\$ -</u>

	Fair Value Measurements at 06/30/14 Using			
	Total	Quoted Prices in Active Markets for Identical Assets (Level 1)	Significant Other Observable Inputs (Level 2)	Significant Unobservable Inputs (Level 3)
Mutual funds				
Equity	\$ 2,293,611	\$ 2,293,611	\$ -	\$ -
Fixed income	1,503,006	1,503,006	-	-
Money market funds	4,103,780	-	4,103,780	-
	<u>\$ 7,900,397</u>	<u>\$ 3,796,617</u>	<u>\$ 4,103,780</u>	<u>\$ -</u>

NOTE 4. FAIR VALUE MEASUREMENTS (CONTINUED)

Level 1 Measurements

The fair values of the mutual funds are determined by reference to the funds' underlying assets, which are principally marketable equity and fixed income securities. Shares held in mutual funds are traded in active markets on national and international securities exchanges and are valued at closing prices on the last business day of each period presented.

Level 2 Measurements

The money market funds are valued at cost which approximates their fair value.

NOTE 5. PREPAID EXPENSES

Prepaid expenses consisted of the following as of June 30, 2015 and 2014:

	<u>2015</u>	<u>2014</u>
Prepaid insurance	\$ 1,109	\$ 111,820
Prepaid library materials	223,712	648,820
Prepaid - other	<u>17,259</u>	<u>16,786</u>
Total prepaid expenses	<u>\$ 242,080</u>	<u>\$ 777,426</u>

In the course of cataloging its dissertations collection, the Center incurs usage fees to access the Online Computer Library Center, Inc. (OCLC) database. The Center is able to offset these fees from credits received from OCLC for the reciprocal use of the Center. As of June 30, 2015 and 2014 the Center has earned cumulative net credits of \$2,251 and \$6,201 respectively.

NOTE 6. PROPERTY AND EQUIPMENT

Property and equipment consisted of the following as of June 30, 2015 and 2014:

	<u>2015</u>	<u>2014</u>
Land	\$ 128,446	\$ 128,446
Building and improvements	11,619,800	11,240,678
Furniture and equipment	<u>2,162,160</u>	<u>2,117,735</u>
	13,910,406	13,486,859
Less accumulated depreciation	<u>(10,955,218)</u>	<u>(10,563,054)</u>
	<u>\$ 2,955,188</u>	<u>\$ 2,923,805</u>

Depreciation expense was \$392,164 for the year ended June 30, 2015 and \$383,375 for 2014.

NOTE 7. ACCOUNTS PAYABLE AND ACCRUED EXPENSES

Accounts payable and accrued expenses consisted of the following as of June 30, 2015 and 2014:

	<u>2015</u>	<u>2014</u>
Accounts payable	\$ 417,514	\$ 805,182
Accrued vacation	257,022	207,747
Accrued salaries and withholdings	92,893	78,250
Other accrued expenses	63,576	62,598
	<u>\$ 831,005</u>	<u>\$ 1,153,777</u>

NOTE 8. DEFERRED REVENUE

The Center regularly bills in advance of the upcoming fiscal year for membership cost share assessments and AMPS membership. Those membership payments that are received for future fiscal years are held as deferred revenue to be recognized in the fiscal year for which they will be earned. Occasionally, grant payments received in advance of a future fiscal year are also held as deferred revenue. As of June 30, 2015 and 2014, deferred revenue consisted of the following:

	<u>2015</u>	<u>2014</u>
Deferred membership cost share	\$ 4,135,913	\$ 3,092,241
Deferred (prepaid) subscriptions	(333)	185,723
AMPS deferred revenue	14,000	8,950
Grants deferred	13,197	7,616
	<u>\$ 4,162,777</u>	<u>\$ 3,294,530</u>

NOTE 9. LOAN PAYABLE

During the year ended June 30, 2014, the Center refinanced its loan under the Illinois Educational Facilities Authority's Cultural Pooled Financing Program. The loan is secured by the Center's property in Chicago, Illinois.

The loan is repayable in monthly installments of \$11,458 including principal and interest. The interest rate is 4.28%. The loan matures in 2024. Interest expense for the years ended June 30, 2015 and 2014 was \$44,887 and \$23,147 respectively.

NOTE 9. LOAN PAYABLE (CONTINUED)

Principal payments are as follows:

Year ending June 30,	
2016	\$ 96,597
2017	100,985
2018	105,455
2019	110,123
2020	114,938
Thereafter	454,916
	<u>\$ 983,014</u>

NOTE 10. TEMPORARILY RESTRICTED NET ASSETS

Temporarily restricted net assets arise from grants received from various organizations to support cataloging, microform projects, digitization, digital preservation activities and the purchase of equipment to automate library materials. Net assets were released from donor restrictions by incurring expenses of \$482,341 and \$197,608 in 2015 and 2014, respectively. Grant contributions received that are not expended for their restricted purposes are refundable to the grantor. Temporarily restricted net assets at June 30, 2015 and 2014 were available for the following purposes:

	<u>2015</u>	<u>2014</u>
South Asia Survey	\$ 5,881	\$ 5,881
Carnegie-DG	96,469	-
Global Resources Network 2016	445,498	781,505
Global Collection Initiatives	11,722	-
Library Licensing	-	41,462
Government Documentation Digitization Project	5,095	5,382
Total	<u>\$ 564,665</u>	<u>\$ 834,230</u>

NOTE 11. PENSION PLAN

The Center has established and made available to its employees a defined contribution money purchase pension plan. Under this plan, funds contributed by the Center and participating employees are used to purchase retirement annuity and life insurance contracts for the participants through the Teachers Insurance and Annuity Association and/or the College Retirement Equities Fund. Contributions made by the Center are based on participants' compensation as defined by the plan. The Center's contribution for the years ended June 30, 2015 and 2014 was \$282,170 and \$234,302 respectively.

NOTE 12. RELATED PARTY TRANSACTIONS

The Center earns cataloging revenue from OCLC and also purchases cataloging and other services from OCLC. Cataloging revenue was \$44,634 and \$17,876 during the years ended June 30, 2015 and 2014, respectively. Total services purchased from OCLC were approximately \$47,343 and \$64,804 for the years ended June 30, 2015 and 2014, respectively.

The Center also routinely provides membership services to educational institutions that employ members of the Board of Directors.

NOTE 13. CONCENTRATION OF CREDIT RISK

The Center maintains its cash balances in financial institutions deemed to be creditworthy. Balances are insured by FDIC up to \$250,000 per financial institution. Balances may at times exceed insured limits. However, the balances are swept nightly into a money market account that is secured by U.S. Government bonds. The Center believes its credit risk to be minimal.

CENTER FOR RESEARCH LIBRARIES
SCHEDULE OF FUNCTIONAL EXPENSES AND COLLECTION EXPENDITURES
 YEAR ENDED JUNE 30, 2015

	Collections Storage and Maintenance	Acquisitions	Conversion of Materials	Service and Delivery	Cataloging and Metadata	Area Microform Projects	Grants	Total Program	Management and General	Fundraising	Total
Support services											
Cataloging fees	\$ -	\$ -	\$ -	\$ -	\$ 47,343	\$ -	\$ -	\$ 47,343	\$ -	\$ -	\$ 47,343
Innovative	2,219	56,649	-	-	-	-	-	58,868	-	-	58,868
Microform costs	7,410	9,431	23,576	26,945	-	47,372	-	114,734	-	-	114,734
Other support	75,652	176,520	-	252,172	-	61,594	90,688	656,626	-	-	656,626
	<u>85,281</u>	<u>242,600</u>	<u>23,576</u>	<u>279,117</u>	<u>47,343</u>	<u>108,966</u>	<u>90,688</u>	<u>877,571</u>	<u>-</u>	<u>-</u>	<u>877,571</u>
Personnel and operations											
Board and Council expense	-	-	-	-	-	-	-	-	34,051	-	34,051
Business expense	139	546	419	533	487	4,417	1,150	7,691	10,842	76	18,609
Consumable supplies	6,919	23,696	3,797	8,696	3,310	207	-	46,625	7,430	70	54,125
Insurance	4,570	15,033	8,825	13,017	17,032	-	-	58,477	16,113	3,115	77,705
Member relations	-	-	-	-	-	-	331	331	5,024	-	5,355
Memberships	1,009	25,770	-	-	608	-	-	27,387	10,159	-	37,546
Other outside support	12,068	21,992	17,098	19,507	21,540	47,150	96,142	235,497	76,848	3,694	316,039
Personnel	216,874	713,372	418,750	617,710	808,194	265,787	278,576	3,319,263	745,397	147,825	4,212,485
Postage and delivery	28,182	63,236	25,287	39,424	12,527	95	-	168,751	8,619	524	177,894
Printing	-	-	-	-	-	-	-	-	3,859	-	3,859
Special events	-	-	-	-	-	500	-	500	5,034	-	5,534
Telecommunications	3,353	9,476	3,200	5,855	2,004	-	22	23,910	1,811	61	25,782
Travel	597	15,238	-	-	359	28,728	31,275	76,197	6,112	-	82,309
	<u>273,711</u>	<u>888,359</u>	<u>477,376</u>	<u>704,742</u>	<u>866,061</u>	<u>346,884</u>	<u>407,496</u>	<u>3,964,629</u>	<u>931,299</u>	<u>155,365</u>	<u>5,051,293</u>
Plant and other											
Equipment leases	557	1,249	500	779	247	-	-	3,332	170	10	3,512
Service contracts	18,684	41,924	16,764	26,137	8,302	-	2,142	113,953	5,711	347	120,011
Repairs	3,738	8,388	3,354	5,229	1,661	-	-	22,370	1,143	69	23,582
Utilities	31,745	71,229	28,482	44,406	14,105	-	-	189,967	9,703	589	200,259
	<u>54,724</u>	<u>122,790</u>	<u>49,100</u>	<u>76,551</u>	<u>24,315</u>	<u>-</u>	<u>2,142</u>	<u>329,622</u>	<u>16,727</u>	<u>1,015</u>	<u>347,364</u>
Total operating expenses	413,716	1,253,749	550,052	1,060,410	937,719	455,850	500,326	5,171,822	948,026	156,380	6,276,228
Interest expense	7,115	15,966	6,384	9,953	3,162	-	-	42,580	2,175	132	44,887
Depreciation	62,165	139,488	55,776	86,961	27,621	-	-	372,011	19,000	1,153	392,164
Total expenses before collections	<u>482,996</u>	<u>1,409,203</u>	<u>612,212</u>	<u>1,157,324</u>	<u>968,502</u>	<u>455,850</u>	<u>500,326</u>	<u>5,586,413</u>	<u>969,201</u>	<u>157,665</u>	<u>6,713,279</u>
Collection expenditures - not capitalized											
Materials	-	1,099,979	-	-	-	217,092	-	1,317,071	-	-	1,317,071
Preservation	-	38,712	-	-	-	-	-	38,712	-	-	38,712
Reference works	-	-	-	-	-	254	-	254	-	-	254
	<u>-</u>	<u>1,138,691</u>	<u>-</u>	<u>-</u>	<u>-</u>	<u>217,346</u>	<u>-</u>	<u>1,356,037</u>	<u>-</u>	<u>-</u>	<u>1,356,037</u>
Totals	<u>\$ 482,996</u>	<u>\$ 2,547,894</u>	<u>\$ 612,212</u>	<u>\$ 1,157,324</u>	<u>\$ 968,502</u>	<u>\$ 673,196</u>	<u>\$ 500,326</u>	<u>\$ 6,942,450</u>	<u>\$ 969,201</u>	<u>\$ 157,665</u>	<u>\$ 8,069,316</u>

CENTER FOR RESEARCH LIBRARIES
SCHEDULE OF PROGRAM REVENUE AND EXPENSES - GRANTS
YEAR ENDED JUNE 30, 2015

	Temporarily Restricted						Total
	Carnegie Corp. of New York	CSAL		Mellon Foundation		University of Arizona	
	Carnegie-DG	South Asia Survey	GRN 2016	GCI 41	Library Licensing	Govt Docs Digitization Project	
REVENUE							
Grants	\$ 191,200	\$ -	\$ -	\$ 21,500	\$ -	\$ -	\$ 212,700
Investment income	76	-	-	-	-	-	76
Total revenue	<u>191,276</u>	<u>-</u>	<u>-</u>	<u>21,500</u>	<u>-</u>	<u>-</u>	<u>212,776</u>
EXPENSES							
Employee benefits	-	-	313	-	-	-	313
FICA	133	-	14,264	203	139	17	14,756
Medical insurance	-	-	31,625	515	303	33	32,476
Member relations expense	-	-	-	-	331	-	331
Other business expense	-	-	1,150	-	-	-	1,150
Other library support	75,000	-	15,688	-	-	-	90,688
Outside professional services	17,791	-	44,406	-	33,945	-	96,142
Retirement	-	-	6,104	-	190	-	6,294
Salaries	-	-	194,859	2,840	1,947	234	199,880
SA Salaries	1,863	-	4,396	-	-	-	6,259
Service contracts	-	-	1,851	-	291	-	2,142
Telecommunications	-	-	22	-	-	-	22
Travel	-	-	19,141	6,189	4,295	-	29,625
Workmen's compensation	20	-	2,188	31	21	3	2,263
Total expenses	<u>94,807</u>	<u>-</u>	<u>336,007</u>	<u>9,778</u>	<u>41,462</u>	<u>287</u>	<u>482,341</u>
CHANGE IN NET ASSETS	96,469	-	(336,007)	11,722	(41,462)	(287)	(269,565)
NET ASSETS							
Beginning of year	-	5,881	781,505	-	41,462	5,382	834,230
End of year	<u>\$ 96,469</u>	<u>\$ 5,881</u>	<u>\$ 445,498</u>	<u>\$ 11,722</u>	<u>\$ -</u>	<u>\$ 5,095</u>	<u>\$ 564,665</u>

CENTER FOR RESEARCH LIBRARIES
SCHEDULE OF PROGRAM REVENUE AND EXPENSES - GRANTS
YEAR ENDED JUNE 30, 2015

	Fee for Service Grants - Unrestricted		
	CRRRA ICON Registry	NEH HVAC	Total
REVENUE			
Federal grants	\$ -	\$ 136,500	\$ 136,500
Other grants	16,335	-	16,335
Total revenue	16,335	136,500	152,835
EXPENSES			
Personnel cost allocation	16,335	-	16,335
CHANGE IN NET ASSETS	-	136,500	136,500
NET ASSETS			
Beginning of year	-	-	-
End of year	\$ -	\$ 136,500	\$ 136,500